

Dealer's Manual



Torque Chart

ROAD

DURA-ACE Di2
DURA-ACE
ULTEGRA Di2
ULTEGRA
SHIMANO 105 Di2
SHIMANO 105
SHIMANO

MTB

XTR Di2
XTR
DEORE XT
SLX

E-BIKE

EP8
EP6
E8000
E8080 (Japan)
E7000
E6100
E6180 (Japan)
E6000
E5000
E5080 (Japan)
SHIMANO (E-BIKE)

LIFESTYLE

CUES

GRAVEL

GRX Di2
GRX

Contents

Notice	7
ROAD	8
Hydraulic Disc Brake Caliper.....	8
• BR-R9270, BR-R9170, BR-R8170, BR-R8070, BR-R7170, BR-R7070	8
Dual Pivot Caliper Brake	10
• BR-R9200, BR-R9210, BR-R9100, BR-R9110, BR-R8100, BR-R8110, BR-R8000, BR-R8010, BR-R7000, BR-R7010	10
DUAL CONTROL LEVER	12
• ST-R9250, ST-R9150, ST-R9100, ST-R8150, ST-R8050, ST-R8000, ST-R7000	12
• ST-R9270, ST-R9170, ST-R9120, ST-R8170, ST-R8070, ST-R8020, ST-R8025, ST-R7170, ST-R7020, ST-R7025	13
• ST-R9180, ST-R9160, ST-R8060	14
Rear Derailleur	17
• RD-R9250, RD-R9150, RD-R9100, RD-R8150, RD-R8050, RD-R8000, RD-R7150, RD-R7000	17
Front Derailleur	19
• FD-R9250, FD-R9150, FD-R9100, FD-R8150, FD-R8050, FD-R8000, FD-R7150, FD-R7000	19
Wheel Set (Rim Brake)	20
• WH-R9200, WH-R9100	20
Wheel Set (Disc Brake).....	22
• WH-R9270, WH-R9170, WH-R8170	22
Cassette.....	24
• CS-R9200-12, CS-R9100, CS-R8100-12, CS-R8000, CS-HG800-11, CS-R7100-12, CS-R7000, CS-HG700-11	24
Crankset.....	25
• FC-R9200, FC-R9100, FC-R8100, FC-R8000, FC-R7100, FC-R7000	25
Crankset with Power Meter	26
• FC-R9200-P, FC-R9100-P, FC-R8100-P	26
Threaded Bottom Bracket	27
• BB-R9100, SM-BBR60	27
Rotor	28
• SM-RT900, SM-RT800, SM-RT70	28
Pedal	29

• PD-R9100, PD-R8000, PD-R7000	29
MTB	30
System Information Display	30
• SC-M9051	30
Shift Switch	31
• SW-M9050	31
Seat Post Lever	32
• SL-MT800	32
Hydraulic Disc Brake Caliper	33
• BR-M9100, BR-M9110, BR-M9120, BR-M9000, BR-M9020, BR-M8100, BR-M8110, BR-M8120, BR-M8000, BR-M8020, BR-M7100, BR-M7110, BR-M7120, BR-M7000	33
Hydraulic Disc Brake Lever	35
• BL-M9100, BL-M9120, BL-M9000, BL-M9020, BL-M8100, BL-T8100, BL-M8000, BL-M7100, BL-M7000	35
Shifter	36
• SL-M9100, SL-M9000, SL-M8100, SL-M8130, SL-M8000, SL-M7100, SL-M7000	36
Rear Derailleur	40
• RD-M9100, RD-M9120, RD-M9050, RD-M9000, RD-M8100, RD-M8120, RD-M8130, RD-M8000, RD-M7100, RD-M7120, RD-M7000	40
Front Derailleur	42
• FD-M9100, FD-M9050, FD-M9070, FD-M9000, FD-M9020, FD-M9025, FD-M8100, FD-M8000, FD-M8020, FD-M8025, FD-M7100, FD-M7000, FD-M7005, FD-M7020, FD-M7025	42
Mount Adapter	44
• SM-FD905	44
Hub set (Disc brake)	45
• HB-M9110, HB-MT900, FH-M9111, HB-M9010, FH-M9000, FH-M9010, HB-M8110, FH-M8110, FH-M8130, HB-M8000, HB-M8010, FH-M8000, FH-M8010, HB-M7110, FH-M7130, HB-M7000, HB-M7010, FH-M7000, FH-M7010	45
Wheel Set (Disc Brake)	47
• WH-M9000, WH-M9020, WH-M8100, WH-M8120, WH-M8000, WH-M8020	47
Cassette	49
• CS-M9100, CS-M9101, CS-M9000, CS-M9001, CS-M8100, CS-M8000, CS-M7100, CS-M7000	49
Crankset	50
• FC-M9100, FC-M9120, FC-M9125, FC-M9130, FC-M9000, FC-M9020, FC-M8100, FC-M8120, FC-M8130,	

FC-M8000, FC-M7100, FC-M7120, FC-M7130, FC-M7000	50
Threaded Bottom Bracket	53
• BB-MT800, SM-BB93	53
Rotor	54
• RT-MT900, RT-MT800	54
Pedal	55
• PD-M9100, PD-M9120, PD-M9000, PD-M9020, PD-M8100, PD-M8120, PD-M8000, PD-M8020	55
E-BIKE	57
Cycle Computer	57
• SC-EM800, SC-EN600, SC-EN500, SC-E8000, SC-E7000, SC-E5003, SC-E5000	57
• SC-EN610, SC-E6100, SC-E6010	58
Switch Unit	60
• SW-M8150, SW-E8000-L	60
• SW-EN600-R, SW-EN600-L, SW-EM800-L, SW-E7000, SW-E6010, SW-E6000	61
Drive Unit	63
• DU-EP801, DU-EP800, DU-EP600, DU-E8000, DU-E8080, DU-E7000, DU-E6100, DU-E6180, DU-E5000, DU-E5080	63
Chain Device	65
• CD-EM800, SM-CDE80, SM-CDE70, SM-DUE61-FB	65
Chainring	67
• CR-EM800, CR-ET600, SM-CRE80-12-B, SM-CRE80-12-SB, SM-CRE80-B, SM-CRE80-R, SM-CRE80, SM-CRE70-12-B, SM-CRE70-12, SM-CRE70-B, SM-CRE70, SM-CRE61, SM-CRE50	67
Crank Arm	69
• FC-EM900, FC-EM600, FC-M8150, FC-M8050, FC-E8050, FC-E8000, FC-E6100, FC-E6010, FC-E5000, FC-E5010	69
Battery	71
• BT-EN805, BT-EN805-L, BT-EN806, BT-E8035, BT-E8035-L, BT-E8036	71
Battery Mount.....	72
• BM-EN800, BM-EN801, BM-E8030, BM-E8031, BM-E8020	72
• BM-EN600, BM-E8016, BM-E8010	74
• BM-EN400	75
Satellite Charging Port	77
• EW-CP100	77
Satellite System ON/OFF Switch	78

• EW-SW100, EW-SW300, EW-SW310	78
Speed Sensor	79
• EW-SS300, EW-SS301, EW-SS302, SM-DUE10, SM-DUE11	79
LIFESTYLE.....	81
Hydraulic Disc Brake Caliper.....	81
• BR-U8000, BR-U8020	81
Hydraulic Disc Brake Lever	82
• BL-U8000	82
Shifter	83
• SL-U8000-IL, SL-U8000-11IR, SL-U8000-L, SL-U8000, SL-U6000	83
Rear Derailleur	84
• RD-U8020, RD-U8000, RD-U6050, RD-U6070, RD-U6020, RD-U6000	84
Front Derailleur.....	85
• FD-U8010, FD-U6010, FD-U6000	85
Hub set (Disc brake)	86
• FH-TC500, HB-QC400, FH-QC400	86
Cassette.....	88
• CS-LG700-11, CS-LG400-11, CS-LG400-10, CS-LG300-10	88
Crankset.....	89
• FC-U8000-2, FC-U8000-1, FC-U6000-1, FC-U6000-2, FC-U6000-2B, FC-U6010-2	89
Threaded Bottom Bracket	91
• BB-MT801	91
Rotor	92
• RT-MT800	92
GRAVEL.....	93
Hydraulic Disc Brake Caliper.....	93
• BR-RX820, BR-RX810, BR-RX400	93
Hydraulic Disc Brake Lever	94
• BL-T8100-LE	94
Sub Brake Lever.....	95
• BL-RX812	94
DUAL CONTROL LEVER	96
• ST-RX820, ST-RX820-LA, ST-RX810, ST-RX810-LA, ST-RX610, ST-RX600, ST-RX400, BL-RX820, BL-	

RX810, BL-RX812, BL-RX610, BL-RX600	96
• ST-RX815	97
Shifter	98
• SL-RS700	98
Rear Derailleur	99
• RD-RX820, RD-RX822	99
• RD-RX815, RD-RX817	99
• RD-RX810, RD-RX812, RD-RX400	100
Front Derailleur	102
• FD-RX820	102
• FD-RX815	102
• FD-RX810, FD-RX400	103
Wheel Set	104
• WH-RX880, WH-RX870, WH-RX570	104
Crankset	106
• FC-RX820, FC-RX810, FC-RX610, FC-RX600	106
Threaded Bottom Bracket	107
• BB-RS501, BB-RS500, SM-BBR60	107

Notice







- This content has been compiled for the higher-end models in each series.
- Although every effort has been made to keep the content as up-to-date as possible, we cannot guarantee that the contents are the most current available.

For the latest information and other details, refer to the dealer's manual for each product.

ROAD

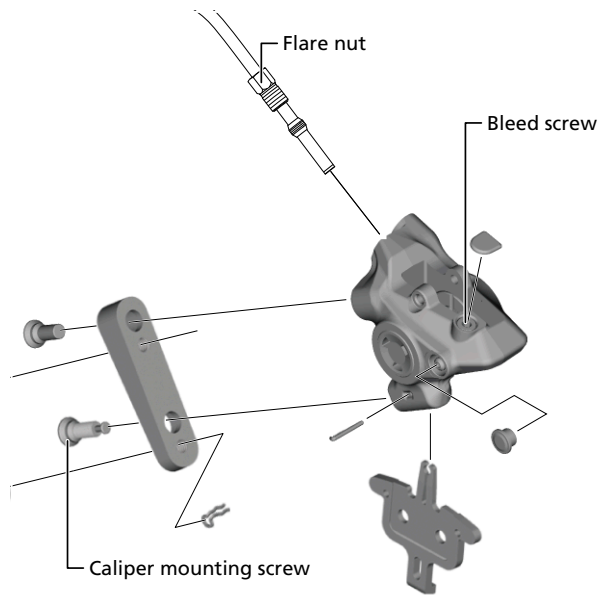
Hydraulic Disc Brake Caliper

BR-R9270, BR-R9170, BR-R8170, BR-R8070, BR-R7170, BR-R7070

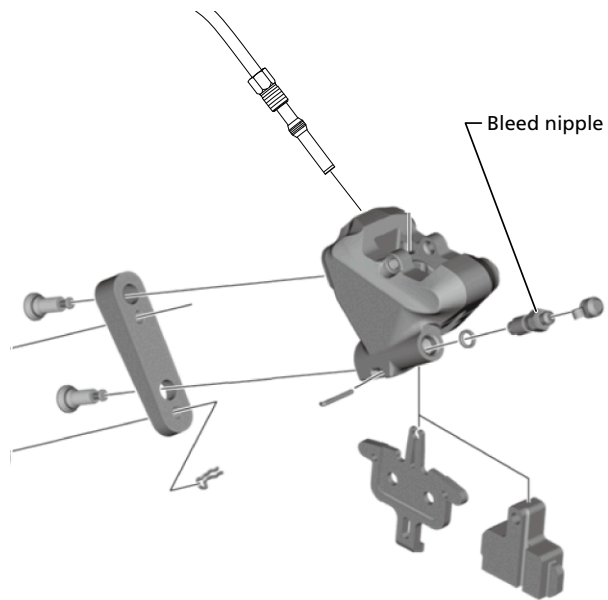
Parts Name	Model	Torque (N·m)	Tools	
Flare nut	BR-R9270, BR-R8170, BR-R7170	5 - 6		8 mm spanner
	BR-R9170, BR-R8070, BR-R7070	5 - 7		
Pad axle	BR-R9270, BR-R9170, BR-R8070, BR-R7070	0.2 - 0.4		Slotted screwdriver 0.8 x 4
	BR-R8170, BR-R7170	2 - 4		3 mm hexagon wrench
Caliper mounting screw	All	6 - 8		4 mm hexagon wrench
Bleed screw	BR-R9270, BR-R8170, BR-R7170	4 - 6		3 mm hexagon wrench
Bleed nipple	BR-R9170, BR-R8070, BR-R7070	4 - 7		7 mm box wrench

Reference image

- Example) BR-R9270








- Example) BR-R9170



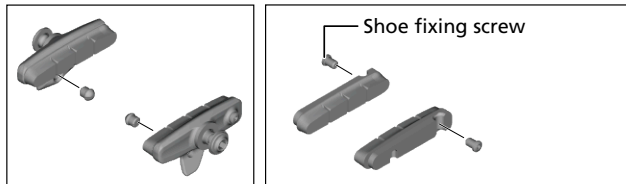
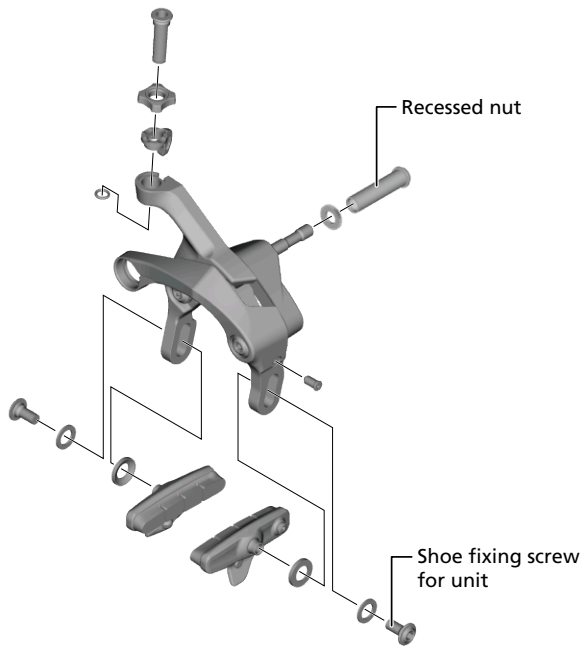
Dual Pivot Caliper Brake

BR-R9200, BR-R9210, BR-R9100, BR-R9110, BR-R8100, BR-R8110, BR-R8000, BR-R8010, BR-R7000, BR-R7010

Parts Name	Model	Torque (N·m)	Tools	
Mounting screw	BR-R9210, BR-R9110, BR-R8110, BR-R8010, BR-R7010	5 - 7		4 mm hexagon wrench
Recessed nut	BR-R9200, BR-R9100, BR-R8100, BR-R8000, BR-R7000	8 - 10		5 mm hexagon wrench
Inner cable fixing screw	All	6 - 8		4 mm hexagon wrench
Shoe fixing screw for unit	All	5 - 7		4 mm hexagon wrench
Shoe fixing screw	All	1 - 1.5		2 mm hexagon wrench





Reference image

- Example) BR-R9200



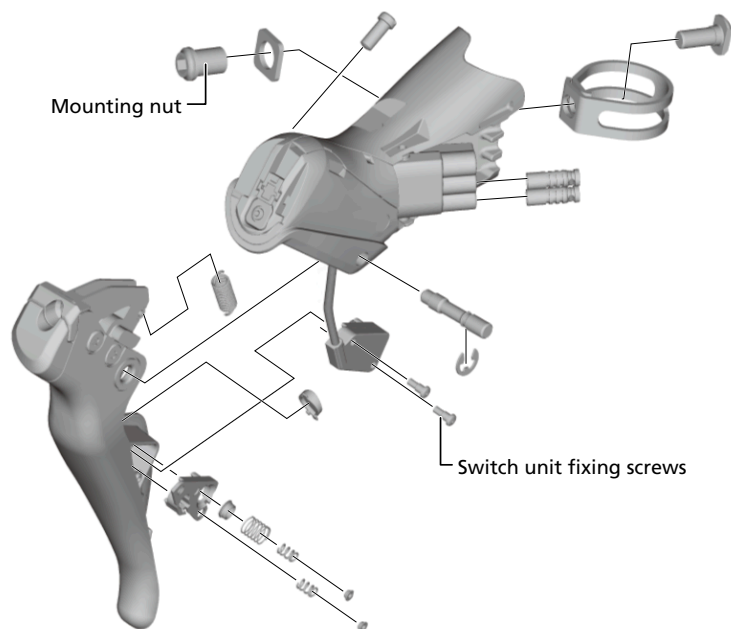
DUAL CONTROL LEVER

ST-R9250, ST-R9150, ST-R9100, ST-R8150, ST-R8050, ST-R8000, ST-R7000

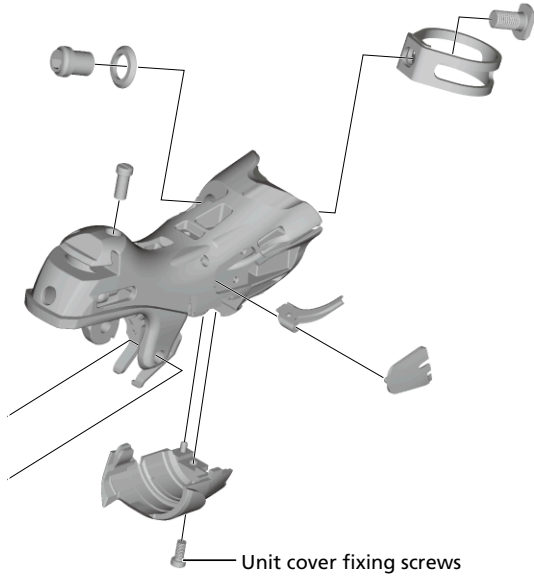
Parts Name	Model	Torque (N·m)	Tools	
Mounting nut	All	6 - 8		5 mm hexagon wrench
Switch unit fixing screws	ST-R9150, ST-R8050	0.1		Hexalobular [#5]
Name plate fixing screws	ST-R9100, ST-R8000, ST-R7000	0.15 - 0.2		Screwdriver[#1]
Unit cover fixing screws	ST-R9100, ST-R8000, ST-R7000	0.2 - 0.25		Screwdriver[#1]

Reference image

- Example) ST-R9150





- Example) ST-R9100



ST-R9270, ST-R9170, ST-R9120, ST-R8170, ST-R8070, ST-R8020, ST-R8025, ST-R7170, ST-R7020, ST-R7025

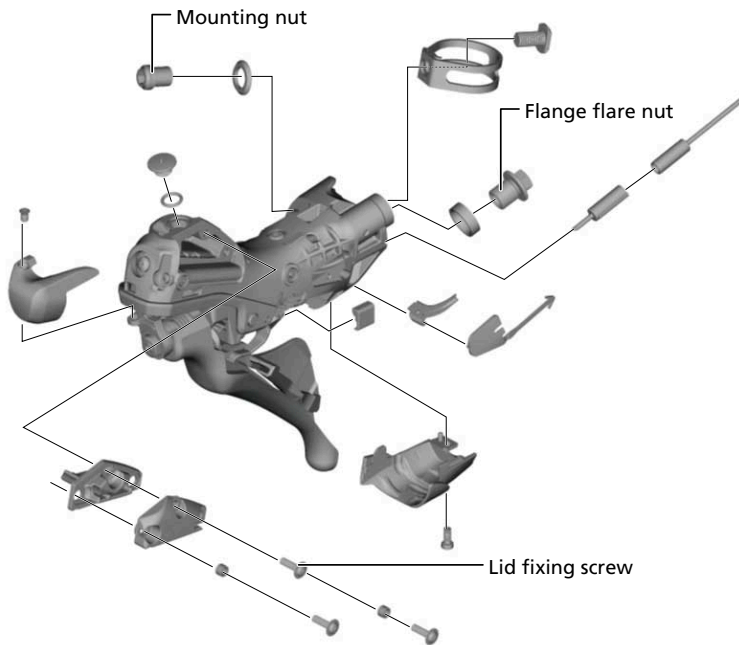
Parts Name	Model	Torque (N·m)	Tools	
Mounting nut	All	6 - 8		5 mm hexagon wrench
Flange flare nut	All	5 - 6		8 mm spanner
Bleed screw	ST-R9270, ST-R8170, ST-R7170	0.5 - 0.7		2.5 mm hexagon wrench
	ST-R9170, ST-R9120, ST-R8070, ST-R8020, ST-R8025, ST-R7020, ST-R7025	0.5 - 0.7		2 mm hexagon wrench
Battery holder fixing screw	ST-R9270, ST-R8170, ST-R7170	0.4		Slotted screwdriver 0.8 x 4
Name plate fixing screws	ST-R9120, ST-R8020, ST-R8025, ST-R7020, ST-R7025	0.15 - 0.2		Screwdriver[#1]

ROAD
DUAL CONTROL LEVER




Parts Name	Model	Torque (N·m)	Tools	
Unit cover fixing screws	ST-R9120, ST-R8020, ST-R8025, ST-R7020, ST-R7025	0.2 - 0.25		Screwdriver[#1]
Lid fixing screw	ST-R9120, ST-R8020, ST-R8025, ST-R7020, ST-R7025	0.8		Hexalobular [#8]

Reference image

- Example) ST-R9120





ST-R9180, ST-R9160, ST-R8060

Parts Name	Model	Torque (N·m)	Tools	
Mounting screw	ST-R9160, ST-R8060	6 - 8		4 mm hexagon wrench
	ST-R9180	1 - 1.3		2 mm hexagon wrench
Flare nut	ST-R9180	5 - 6		8 mm spanner

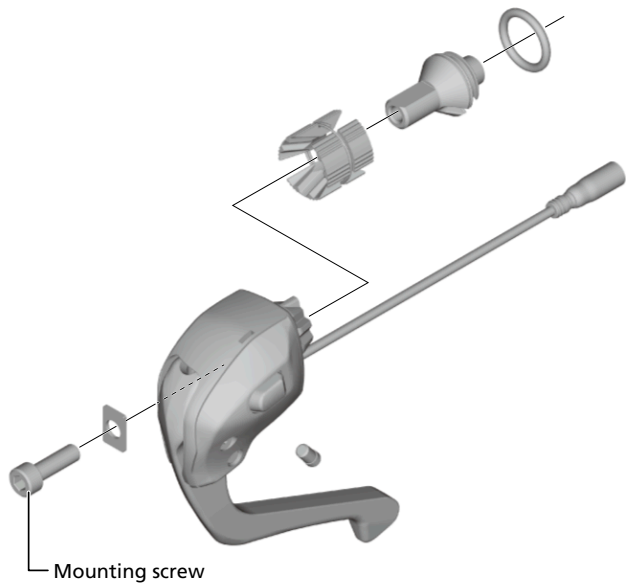
ROAD

DUAL CONTROL LEVER

Parts Name	Model	Torque (N·m)	Tools	
Bleed screw	ST-R9180	0.5 - 0.7		2 mm hexagon wrench
Shoe screw	ST-R9180	0.3 - 0.5		1.5 mm hexagon wrench

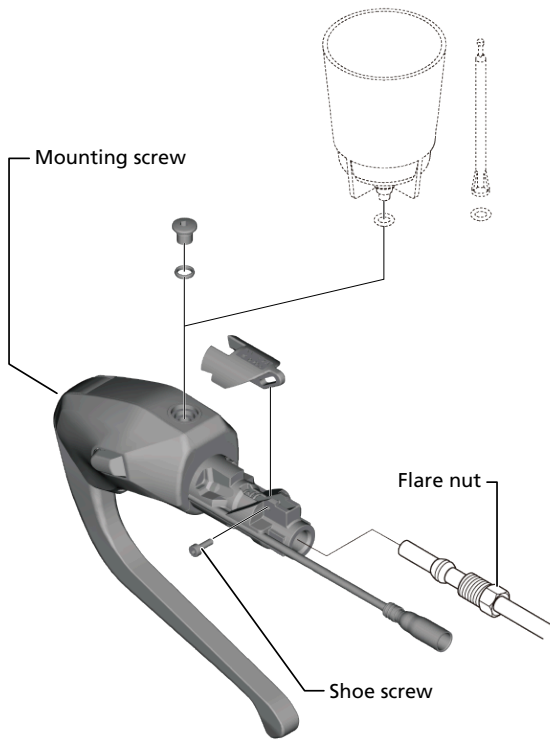
Reference image

- Example) ST-R9160









ROAD DUAL CONTROL LEVER

- Example) ST-R9180



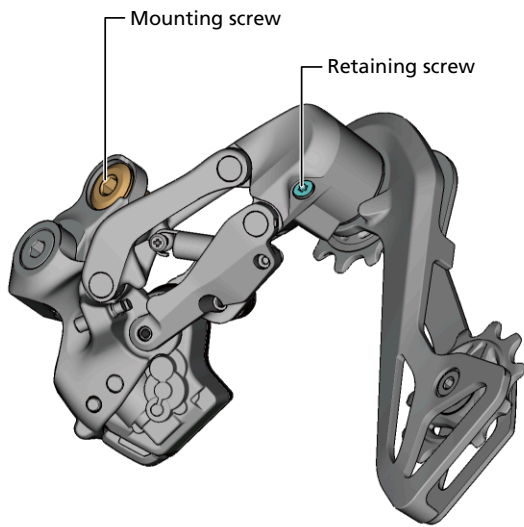
Rear Derailleur

RD-R9250, RD-R9150, RD-R9100, RD-R8150, RD-R8050, RD-R8000, RD-R7150, RD-R7000

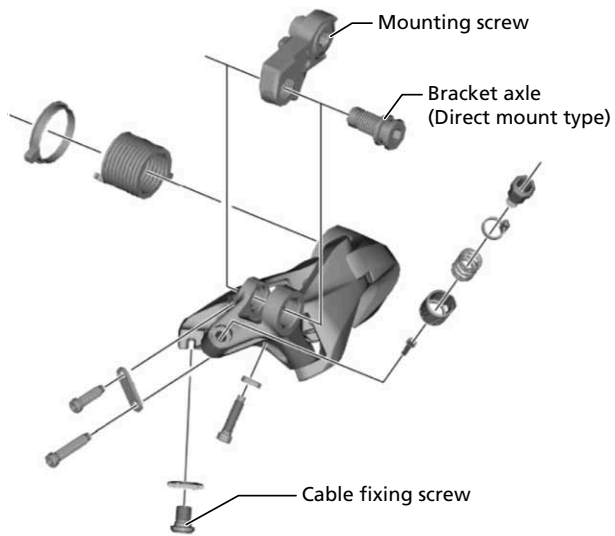
Parts Name	Model	Torque (N·m)	Tools	
Mounting screw	All	8 - 10		5 mm hexagon wrench
Bracket axle (Direct mount type)	All	8 - 10		5 mm hexagon wrench
Cable fixing screw	RD-R9100, RD-R8000, RD-R7000	6 - 7		4 mm hexagon wrench
Pulley screw	All	2.5 - 5		3 mm hexagon wrench
Retaining screw	RD-R9250, RD-R8150, RD-R7150	0.9 - 1.2		Hexalobular [#10]
	RD-R9150, RD-R8050	1		
Plate stopper pin	RD-R8150, RD-R7150	1 - 1.1		Cross head screwdriver [#2]
	RD-R9150, RD-R9100, RD-R8050, RD-R8000, RD-R7000	1		

Reference image

- Example) RD-R9250





- Example) RD-R9100



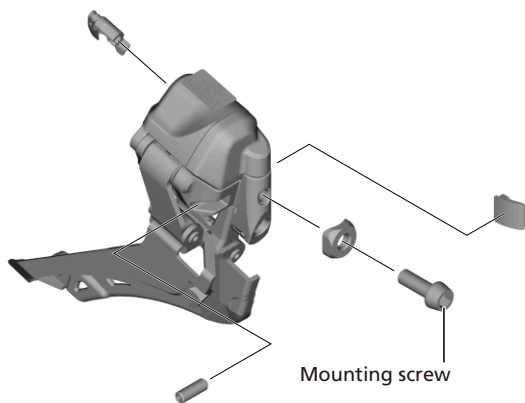
Front Derailleur

FD-R9250, FD-R9150, FD-R9100, FD-R8150, FD-R8050, FD-R8000, FD-R7150, FD-R7000

Parts Name	Model	Torque (N·m)	Tools	
Mounting screw	All	5 - 7		5 mm hexagon wrench
Inner cable fixing screw	FD-R9100, FD-R8000, FD-R7000	6 - 7		4 mm hexagon wrench










Reference image

- Example) FD-R9250



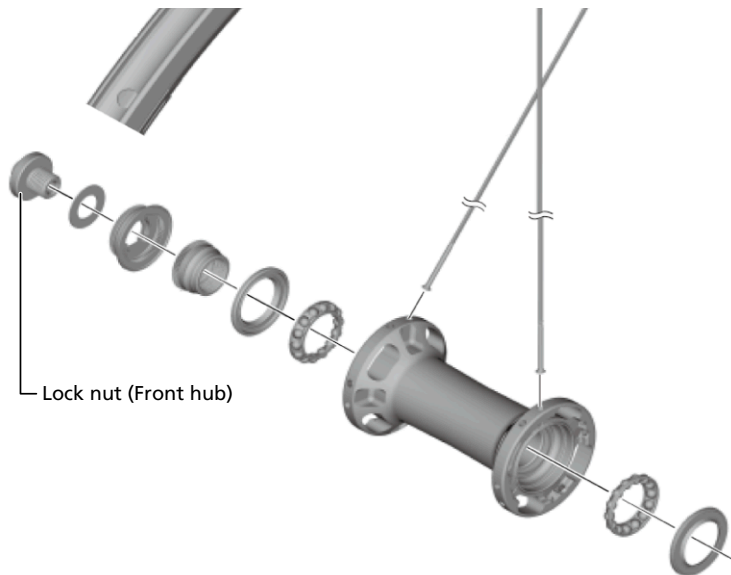
Wheel Set (Rim Brake)

WH-R9200, WH-R9100

Parts Name	Model	Torque (N·m)	Tools	
Lock nut (Front hub)	WH-R9200	15 - 17	 + 	5 mm hexagon wrench + 22 mm hub spanner
	WH-R9100		 + 	5 mm hexagon wrench x 2
Lock nut (FREEHUB)	WH-R9200	16 - 20	 + 	5 mm hexagon wrench + 17 mm hub spanner
	WH-R9100	15 - 17	 + 	5 mm hexagon wrench x 2
Freewheel body fixing screw	WH-R9100	45 - 50		14 mm hexagon wrench

Reference image

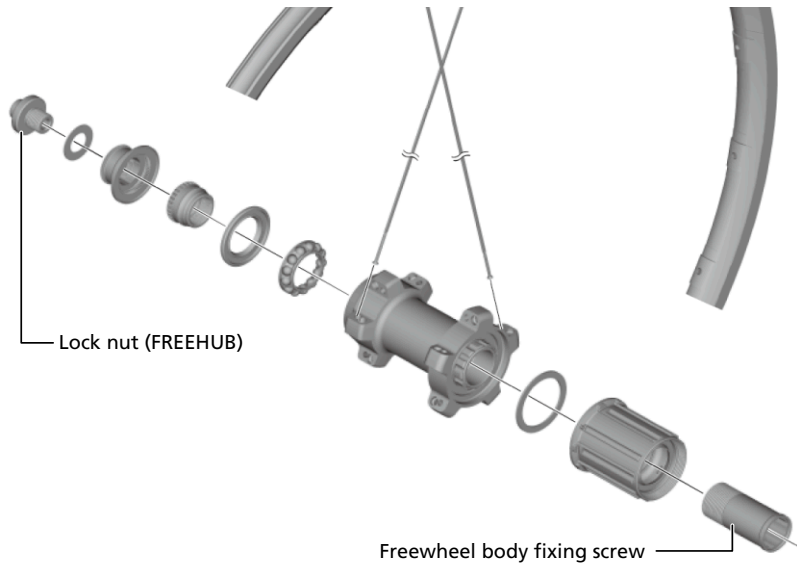
- Example) WH-R9100-C24-CL-F



ROAD






Wheel Set (Rim Brake)

- Example) WH-R9100-C24-CL-R



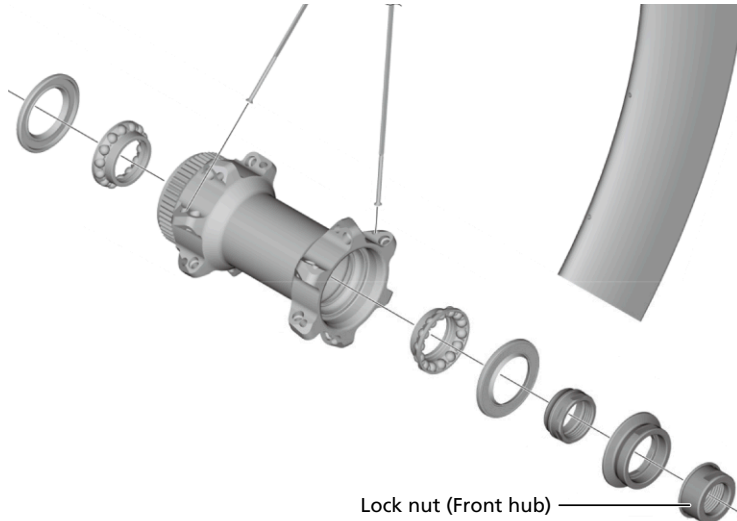
Wheel Set (Disc Brake)

WH-R9270, WH-R9170, WH-R8170

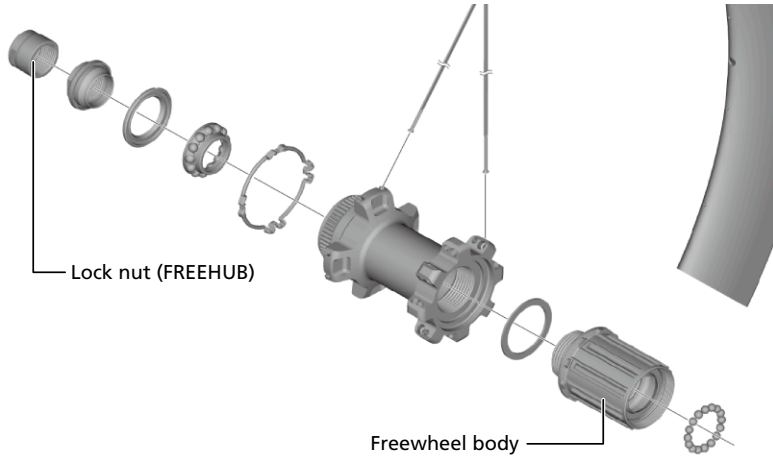
Parts Name	Model	Torque (N·m)	Tools
Rotor lock ring	WH-R9270, WH-R8170	40	TL-LR15 + 24 / 
	WH-R9170		TL-FC36
Lock nut (Front hub)	All	18 - 20	 + 
Lock nut (FREEHUB)	WH-R9270	16 - 20	 + 
	WH-R9170, WH-R8170	17 - 22	
Freewheel body	WH-R9170, WH-R8170	147 - 200	TL-FH15

Reference image

- Example) WH-R9170-C60-TU-F12








- Example) WH-R9170-C60-TU-R12






Cassette

CS-R9200-12, CS-R9100, CS-R8100-12, CS-R8000, CS-HG800-11, CS-R7100-12, CS-R7000, CS-HG700-11

Parts Name	Model	Torque (N·m)	Tools	
Lock ring	CS-R9200-12, CS-R8100-12, CS-R7100-12	30 - 50	 /  + 	TL-LR10 / TL-LR15 + adjustable wrench
	CS-R9100, CS-R8000, CS-HG800-11, CS-R7000, CS-HG700-11		 / 	TL-LR15 + adjustable wrench

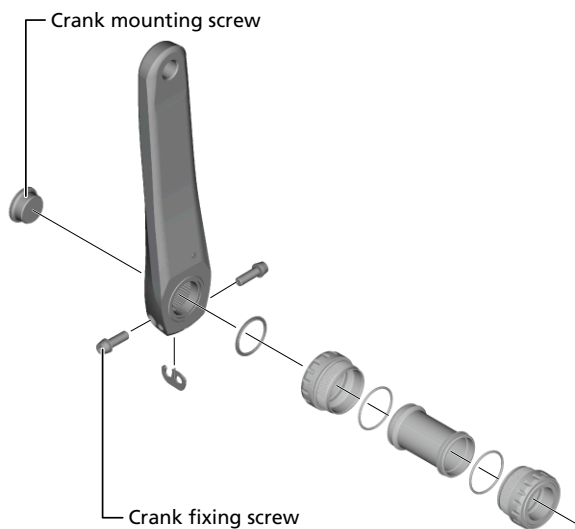
Crankset

FC-R9200, FC-R9100, FC-R8100, FC-R8000, FC-R7100, FC-R7000

Parts Name	Model	Torque (N·m)	Tools	
Crank mounting screw	All	0.7 - 1.5		TL-FC16 / TL-FC18
Crank fixing screw	All	12 - 14		5 mm hexagon wrench
Chainring fixing screws	All	12 - 16		Hexalobular [#30]




Reference image

- Example) FC-R9200



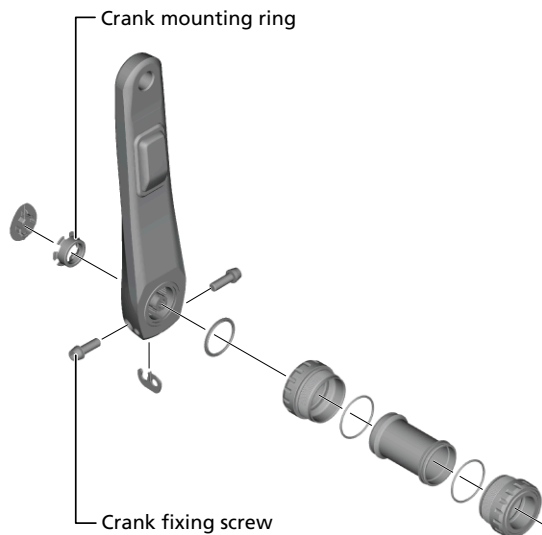
Crankset with Power Meter

FC-R9200-P, FC-R9100-P, FC-R8100-P

Parts Name	Model	Torque (N·m)	Tools	
Crank mounting ring	All	0.7 - 1.5		TL-FC40
Crank fixing screw	All	12 - 14		5 mm hexagon wrench
Chainring fixing screws	All	12 - 16		Hexalobular [#30]















Reference image

- Example) FC-R9200-P





Threaded Bottom Bracket

BB-R9100, SM-BBR60

Parts Name	Model	Torque (N·m)	Tools	
Left- and right-hand cups	BB-R9100	35 - 50	 + 	TL-FC24 + TL-FC32
			 + 	TL-FC24 + TL-FC33
			 + 	TL-FC24 + TL-FC36
				TL-FC34
	SM-BBR60		 + 	TL-FC25 + TL-FC32
			 + 	TL-FC25 + TL-FC33
			 + 	TL-FC25 + TL-FC36
				TL-FC37






Rotor

SM-RT900, SM-RT800, SM-RT70

Parts Name	Model	Torque (N·m)	Tools
Rotor lock ring	All	40	 /  TL-LR15 + adjustable wrench

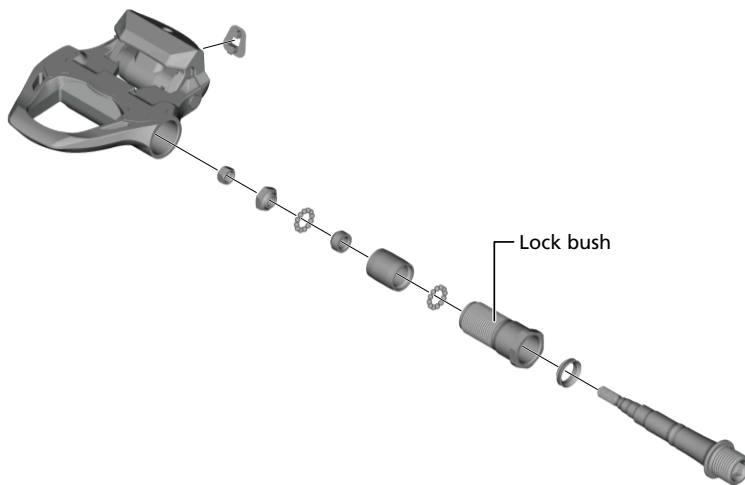
Pedal

PD-R9100, PD-R8000, PD-R7000

Parts Name	Model	Torque (N·m)	Tools	
Pedal axle	All	35 - 55		8 mm hexagon wrench
Lock nut	PD-R9100	10 - 15		20 mm spanner
	PD-R8000, PD-R7000	5 - 7		7 mm spanner
Lock bush	PD-R8000	10 - 12		17 mm spanner
	PD-R7000	8 - 10		TL-PD40

Reference image



- Example) PD-R8000



MTB

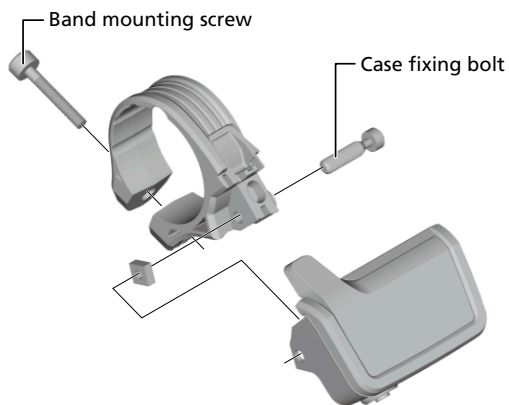
System Information Display

SC-M9051

Parts Name	Model	Torque (N·m)	Tools	
Case fixing bolt	All	0.6		2.5 mm hexagon wrench
Band mounting screw	All	0.8		3 mm hexagon wrench



Reference image

- Example) SC-M9051



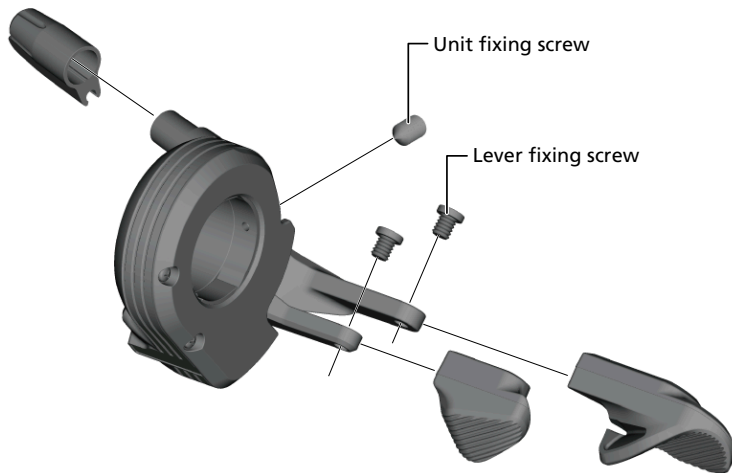
Shift Switch

SW-M9050

Parts Name	Model	Torque (N·m)	Tools	
Unit fixing screw	All	0.9		2 mm hexagon wrench
Lever fixing screw	All	0.5 - 0.7		2 mm hexagon wrench

Reference image

- Example) SW-M9050










Seat Post Lever

SL-MT800

Parts Name	Model	Torque (N·m)	Tools	
Unit position adjustment bolt	All	4		3 mm hexagon wrench
Cable fixing screw	All	6 - 7		4 mm hexagon wrench



Hydraulic Disc Brake Caliper

BR-M9100, BR-M9110, BR-M9120, BR-M9000, BR-M9020, BR-M8100, BR-M8110, BR-M8120, BR-M8000, BR-M8020, BR-M7100, BR-M7110, BR-M7120, BR-M7000

Parts Name	Model	Torque (N·m)	Tools	
Flare nut	BR-M9100, BR-M9110, BR-M8110, BR-M7110	5 - 7		8 mm spanner
Banjo	BR-M9120, BR-M9000, BR-M9020, BR-M8120, BR-M8000, BR-M7120, BR-M7000	8 - 10		4 mm hexagon wrench
	BR-M8100, BR-M8020, BR-M7100	4 - 6		3 mm hexagon wrench
Pad axle	BR-M9100, BR-M9110, BR-M9120	0.2 - 0.4		Slotted screwdriver
	BR-M8100, BR-M8110, BR-M8120, BR-M7100, BR-M7110, BR-M7120	1 - 1.5		3 mm hexagon wrench
	BR-M7000	2 - 4		
Caliper mounting screw	BR-M9100, BR-M9110, BR-M9120, BR-M8110, BR-M7110	6 - 8		4 mm hexagon wrench
	BR-M8100, BR-M8120, BR-M7100, BR-M7120, BR-M7000			5 mm hexagon wrench

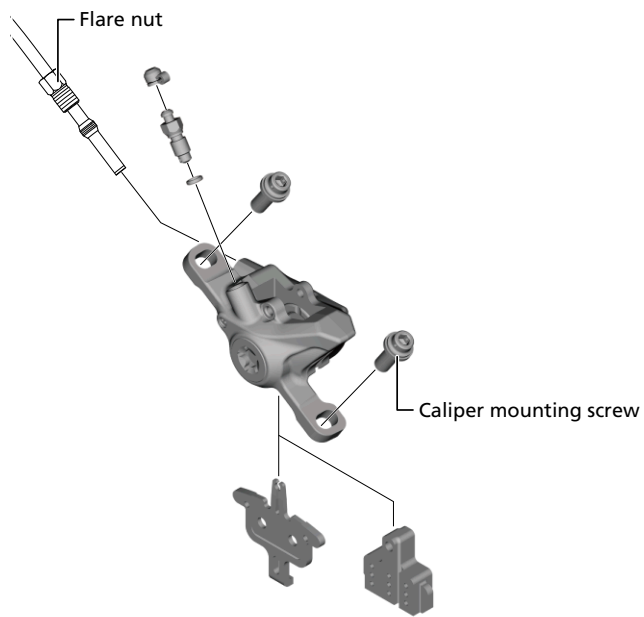
MTB

Hydraulic Disc Brake Caliper

Parts Name	Model	Torque (N·m)	Tools	
	BR-M9000, BR-M9020, BR-M8000, BR-M8020	8 - 10		4 mm hexagon wrench
Bleed nipple	All	4 - 6		7 mm box wrench





Reference image

- Example) BR-M9100



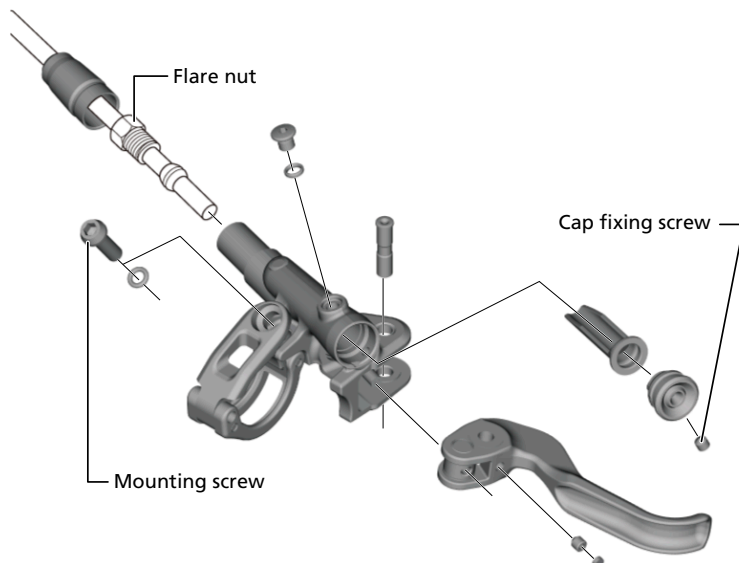
Hydraulic Disc Brake Lever

BL-M9100, BL-M9120, BL-M9000, BL-M9020, BL-M8100, BL-T8100, BL-M8000, BL-M7100, BL-M7000

Parts Name	Model	Torque (N·m)	Tools	
Mounting screw	All	4 - 6		4 mm hexagon wrench
Flare nut	All	5 - 7		8 mm spanner
Bleed screw	BL-M9100, BL-M9120, BL-M8100, BL-T8100, BL-M7100	0.5 - 1		2.5 mm hexagon wrench
	BL-M9000, BL-M9020, BL-M8000, BL-M7000	0.5 - 0.7		
Cap fixing screw	BL-M9100, BL-M9120, BL-M8100, BL-T8100, BL-M7100	0.2 - 0.3		2 mm hexagon wrench








Reference image

- Example) BL-M9100


















Shifter

SL-M9100, SL-M9000, SL-M8100, SL-M8130, SL-M8000, SL-M7100, SL-M7000

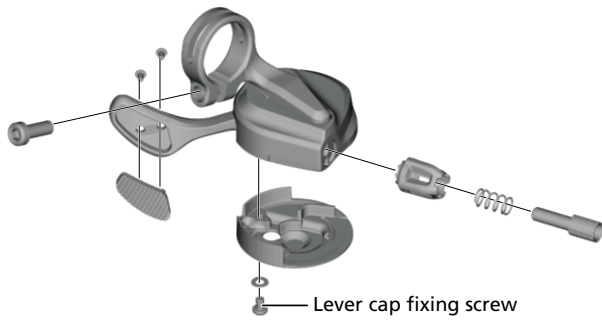
Parts Name	Model	Torque (N·m)	Tools	
Shifter mounting screw	SL-M9100, SL-M9000, SL-M8100, SL-M8130, SL-M8000, SL-M7100	3		4 mm hexagon wrench
	SL-M7000	3 - 4		
Unit position adjustment bolt	SL-M9000, SL-M8000 (I-SPEC EV / I-SPEC II)	4		3 mm hexagon wrench
	SL-M8100, SL-M8130, SL-M7100 (I-SPEC EV)	3		
	SL-M8000 (I-SPEC B)	2.5	 / 	4 mm hexagon wrench / 7 mm spanner
	SL-M7000 (I-SPEC II / I-SPEC B)	2.5 - 3.5		
Integration bolt	SL-M8000 (I-SPEC B)	4		3 mm hexagon wrench
	SL-M7000 (I-SPEC B)	4 - 5		
Integration bolt (small)	SL-M8000 (I-SPEC B)	1		2 mm hexagon wrench
	SL-M7000 (I-SPEC B)	1 - 1.5		
Lever cap fixing screw	SL-M9100, SL-M8100, SL-M7100 (MONO lever)	0.3		Cross head screwdriver [#2]
Unit fixing screw	SL-M9100, SL-M9000, SL-M8000	2.5		4 mm hexagon wrench

MTB
Shifter

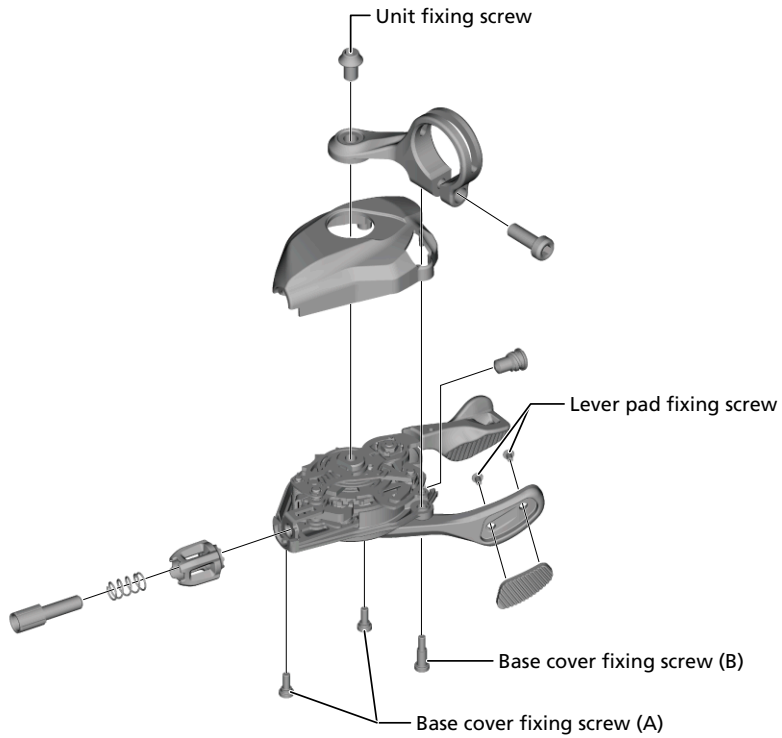
Parts Name	Model	Torque (N·m)	Tools	
	SL-M9100, SL-M9000, SL-M8000 (I-SPEC EV / I-SPEC II)			3 mm hexagon wrench
	SL-M8100, SL-M8130, SL-M7100			
	SL-M7000	2.5 - 3.5		4 mm hexagon wrench
Base cover fixing screw (A)	SL-M9100, SL-M8100, SL-M8130	0.15		2 mm hexagon wrench
	SL-M9000, SL-M8000, SL-M7100			Cross head screwdriver [#1]
	SL-M7000	0.5 - 0.7		Cross head screwdriver [#2]
	SL-M7000 (I-SPEC II / I-SPEC B)	0.15 - 0.2		Cross head screwdriver [#1]
Base cover fixing screw (B)	SL-M9100, SL-M8100, SL-M8130	0.5		2.5 mm hexagon wrench
	SL-M7100 (I-SPEC II / I-SPEC B)			Cross head screwdriver [#1]
	SL-M9000, SL-M8000			Cross head screwdriver [#2]
	SL-M8100, SL-M8130 (I-SPEC II / I-SPEC B)	0.15		2 mm hexagon wrench
	SL-M7000	0.15 - 0.2		Cross head screwdriver [#1]
Base cover fixing screw (C)	SL-M9000, SL-M8000	0.08		Cross head screwdriver [#1]
	SL-M7000	0.08 - 0.1		Cross head screwdriver [#1]
Lever pad fixing screw	SL-M9100	0.10		Cross head screwdriver [#0]
Indicator fixing screw / Cover fixing screw	SL-M8000	0.15		Cross head screwdriver [#1]
	SL-M7000	0.15 - 0.2		

Reference image

- Example) SL-M9100
For Left Hand

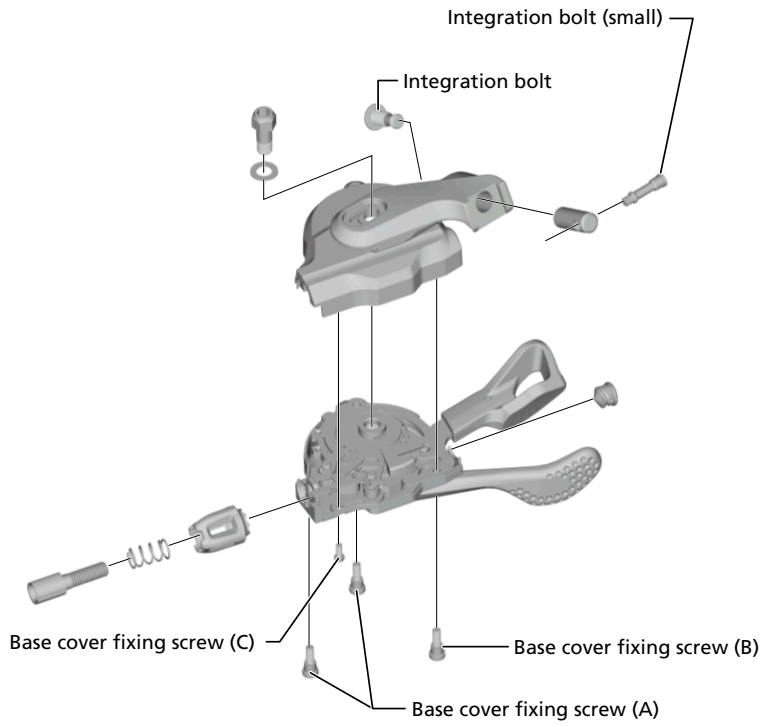


For Right Hand









MTB Shifter

- Example) SL-M8000-B-I



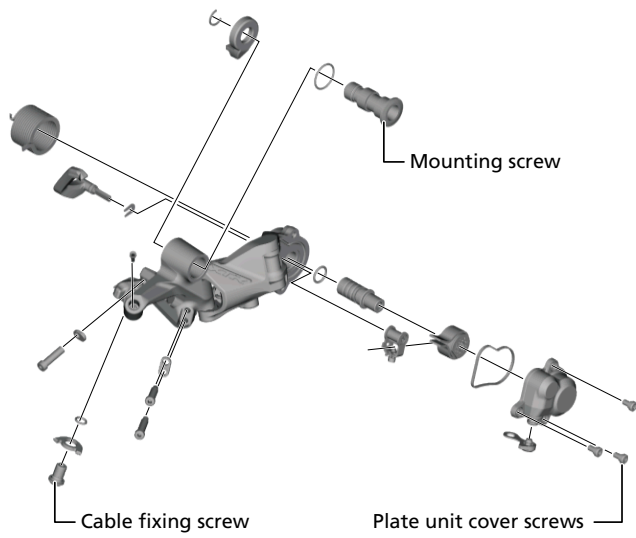
Rear Derailleur

RD-M9100, RD-M9120, RD-M9050, RD-M9000, RD-M8100, RD-M8120, RD-M8130, RD-M8000, RD-M7100, RD-M7120, RD-M7000

Parts Name	Model	Torque (N·m)	Tools	
Mounting screw	All	8 - 10		5 mm hexagon wrench
Cable fixing screw	RD-M9100, RD-M9120, RD-M9000, RD-M8100, RD-M8120, RD-M8130, RD-M8000, RD-M7100, RD-M7120, RD-M7000	6 - 7		4 mm hexagon wrench
Pulley screws	All	2.5 - 5		3 mm hexagon wrench
Plate axle	RD-M9100, RD-M9120, RD-M8100, RD-M8120, RD-M8130, RD-M7100, RD-M7120	7.8 - 9.8		4 mm hexagon wrench
	RD-M9050, RD-M9000, RD-M8000, RD-M7000	8 - 10		
Plate unit cover screws	All	1 - 1.5		2 mm hexagon wrench
Plate stopper pin	All	1		Cross head screwdriver [#2]









Reference image

- Example) RD-M9100



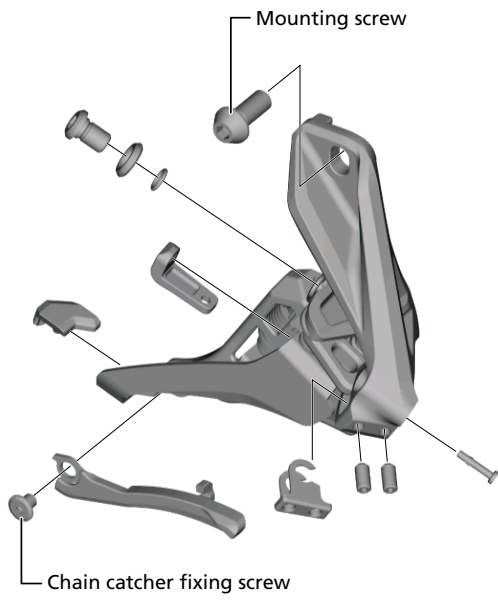
Front Derailleur

FD-M9100, FD-M9050, FD-M9070, FD-M9000, FD-M9020, FD-M9025,
FD-M8100, FD-M8000, FD-M8020, FD-M8025, FD-M7100, FD-M7000,
FD-M7005, FD-M7020, FD-M7025

Parts Name	Model	Torque (N·m)	Tools	
Mounting screw	All	5 - 7		4 mm hexagon wrench
Cable fixing screw	FD-M9100, FD-M9000, FD-M9020, FD-M9025, FD-M8100, FD-M8000, FD-M8020, FD-M8025, FD-M7100, FD-M7000, FD-M7005, FD-M7020, FD-M7025	6 - 7		4 mm hexagon wrench
Chain catcher fixing screw	FD-M9100, FD-M9000, FD-M9020, FD-M9025, FD-M8100, FD-M8000, FD-M8020, FD-M8025, FD-M7100, FD-M7000, FD-M7005, FD-M7020, FD-M7025	1 - 2		Hexalobular [#10]
Stroke fixing bolt	FD-M9050, FD-M9070	0.5		2 mm hexagon wrench
Chain guide bolt and nut	FD-M9050, FD-M9070	0.7	 + 	Hexalobular [#8] + 2.5 mm hexagon wrench
			 + 	Hexalobular [#8] + TL-FDM905


Reference image

- Example) FD-M9100



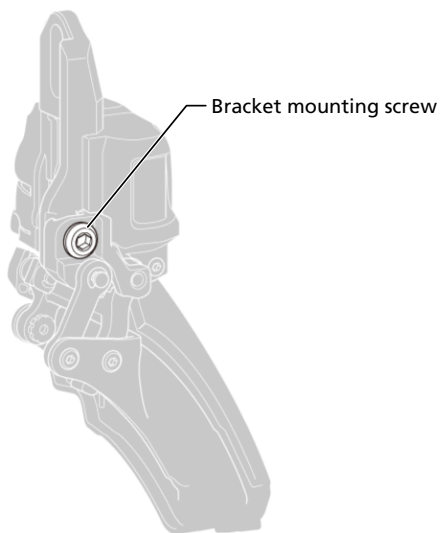
Mount Adapter

SM-FD905

Parts Name	Model	Torque (N·m)	Tools	
Bracket mounting screw	All	5 - 7		4 mm hexagon wrench























Reference image

- Example) SM-FD905



Hub set (Disc brake)

HB-M9110, HB-MT900, FH-M9111, HB-M9010, FH-M9000, FH-M9010, HB-M8110, FH-M8110, FH-M8130, HB-M8000, HB-M8010, FH-M8000, FH-M8010, HB-M7110, FH-M7130, HB-M7000, HB-M7010, FH-M7000, FH-M7010


Parts Name	Model	Torque (N·m)	Tools
Rotor lock ring	All	40	 /  +  TL-FC36 / TL-LR15 + Adjustable wrench
Lock nut (Front hub)	HB-M9110, HB-MT900, HB-M9010, HB-M8110, HB-M8010, HB-M7110	21 - 26	 +  22 mm hub spanner x 2
	HB-M8000	15 - 17	 +  5 mm hexagon wrench + TL-HS22
	HB-M7000	10 - 15	 +  13 mm hub spanner + 17 mm hub spanner
	HB-M7010	21 - 26	 +  22 mm hub spanner x 2
Lock nut (FREEHUB)	FH-M9111, FH-M8110, FH-M8130, FH-M7110, FH-M7130	16 - 21	 +  17 mm hub spanner + 18 mm hub spanner
	FH-M9010	16.7 - 22.1	 +  17 mm hub spanner + 20 mm hub spanner
	FH-M9000		 +  5 mm hexagon wrench + 20 mm hub spanner
	FH-M8000		 +  5 mm hexagon wrench + 17 mm hub spanner
	FH-M8010, FH-M7010, FH-M7000	15 - 20	 +  17 mm hub spanner x 2
Freewheel body	FH-M9000, FH-M9010, FH-M8010, FH-M7010	150	 TL-FH15

MTB
Hub set (Disc brake)

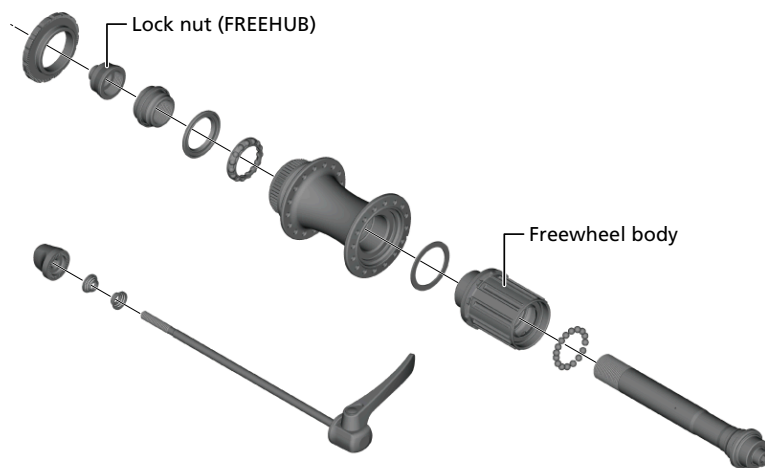
Parts Name	Model	Torque (N·m)	Tools	
Freewheel body fixing screw	FH-M8000	45 - 50	14	14 mm hexagon wrench
	FH-M7000	35 - 50	10	10 mm hexagon wrench (TL-WR37)

Reference image

- Example) HB-M9110



















- Example) FH-M9000



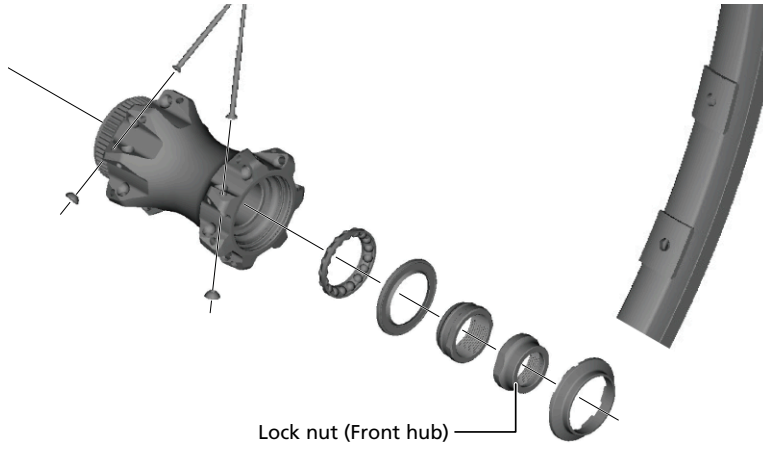
Wheel Set (Disc Brake)

WH-M9000, WH-M9020, WH-M8100, WH-M8120, WH-M8000, WH-M8020

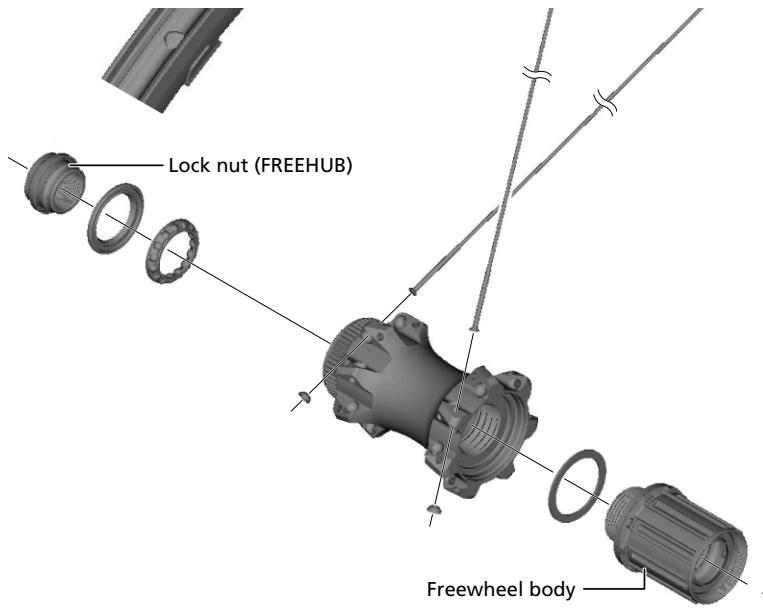
Parts Name	Model	Torque (N·m)	Tools	
Lock ring	WH-M9000, WH-M9020, WH-M8000, WH-M8020	30 - 50	 / 	TL-LR15 + Adjustable wrench
Rotor lock ring	All	40	 /  + 	TL-FC36 / TL-LR15 + Adjustable wrench
Lock nut (Front hub)	WH-M9000 (E-THRU), WH-M9020, WH-M8000 (E-THRU), WH-M8020, WH-M8100, WH-M8120	21 - 26	 + 	22 mm hub spanner x 2
	WH-M8000 (QR)	15 - 17	 + 	5 mm hexagon wrench + 17 mm Hub spanner
Lock nut (FREEHUB)	WH-M8100, WH-M8120	16 - 21	 + 	17 mm hub spanner + 18 mm hub spanner
	WH-M9000 (E-THRU), WH-M9020, WH-M8000 (E-THRU), WH-M8020	17 - 22	 + 	17 mm hub spanner + 20 mm Hub spanner
	WH-M9000 (QR), WH-M8000 (QR)	17 - 22	 + 	5 mm hexagon wrench + 20 mm Hub spanner
Freewheel body	WH-M9000, WH-M9020, WH-M8000, WH-M8020	150		TL-FH15

Reference image

- Example) WH-M9000-TL-F15-275






- Example) WH-M9000-TL-R12-275













Cassette

CS-M9100, CS-M9101, CS-M9000, CS-M9001, CS-M8100, CS-M8000,
CS-M7100, CS-M7000

Parts Name	Model	Torque (N·m)	Tools
Lock ring	All	30 - 50	 /  +  TL-LR10 / TL-LR15 + adjustable wrench

Crankset

FC-M9100, FC-M9120, FC-M9125, FC-M9130, FC-M9000, FC-M9020, FC-M8100, FC-M8120, FC-M8130, FC-M8000, FC-M7100, FC-M7120, FC-M7130, FC-M7000

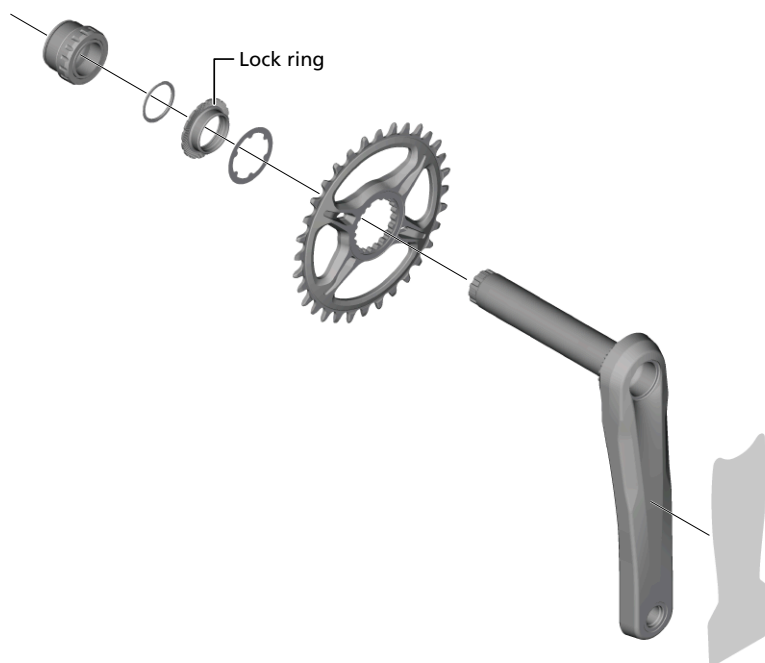
Parts Name	Model	Torque (N·m)	Tools	
Crank mounting screw	FC-M9100, FC-M9120, FC-M9125, FC-M9130	45 - 55		8 mm hexagon wrench
	FC-M9000, FC-M9020, FC-M8100, FC-M8120, FC-M8130, FC-M8000, FC-M7100, FC-M7120, FC-M7130, FC-M7000	0.7 - 1.5	 / 	TL-FC16 / TL-FC18
Crank fixing screw	FC-M9000, FC-M9020, FC-M8100, FC-M8120, FC-M8130, FC-M8000, FC-M7100, FC-M7120, FC-M7130, FC-M7000	12 - 14		5 mm hexagon wrench
Lock ring	FC-M9100, FC-M9120, FC-M9125, FC-M9130, FC-M8100, FC-M8120, FC-M8130	35 - 50	 + 	TL-FC41 + TL-FC32
			 + 	TL-FC41 + TL-FC36
			 + 	TL-FC41 + 32 mm spanner

MTB
Crankset

Parts Name	Model	Torque (N·m)	Tools	
Chainring fixing screws	FC-M9100, FC-M9120, FC-M8100, FC-M8120, FC-M7100, FC-M7120	16 - 17		Hexalobular [#30]
	FC-M9000, FC-M9020	8 - 10		Hexalobular [#27]
	FC-M8000, FC-M7000 (single gear / double gear)	12 - 14		Hexalobular [#30]
Chainring fixing screws (largest chainring / middle chainring)	FC-M8000, FC-M7000 (triple gear)	10 - 12		Hexalobular [#30]
Chainring fixing screws (smallest chainring)	FC-M8000, FC-M7000 (double gear / triple gear)	16 - 17		Hexalobular [#30]

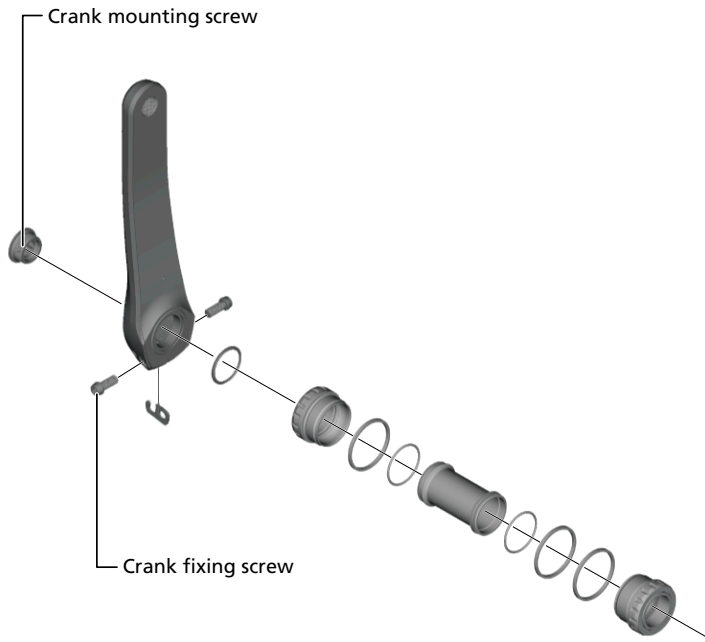
Reference image

- Example) FC-M9100

















MTB Crankset

- Example) FC-M9000






Threaded Bottom Bracket

BB-MT800, SM-BB93

Parts Name	Model	Torque (N·m)	Tools	
Left- and right-hand cups	BB-MT800	35 - 50	 + 	TL-FC25 + TL-FC32
			 + 	TL-FC25 + TL-FC33
			 + 	TL-FC25 + TL-FC36
				TL-FC37
	SM-BB93		 + 	TL-FC24 + TL-FC32
			 + 	TL-FC24 + TL-FC33
			 + 	TL-FC24 + TL-FC36
				TL-FC34










Rotor

RT-MT900, RT-MT800

Parts Name	Model	Torque (N·m)	Tools
Rotor lock ring	All	40	 +  /  TL-LR15 + Adjustable wrench / TL-FC36

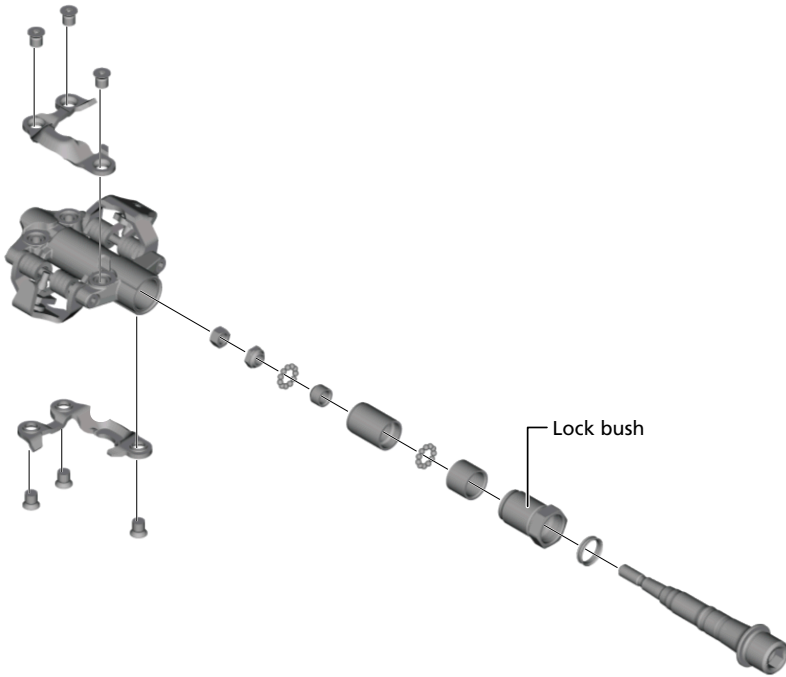
Pedal

PD-M9100, PD-M9120, PD-M9000, PD-M9020, PD-M8100, PD-M8120,
PD-M8000, PD-M8020

Parts Name	Model	Torque (N·m)	Tools	
Pedal axle	All	35 - 55		8 mm hexagon wrench
Lock nut	PD-M9100, PD-M9120, PD-M8100, PD-M8120	5 - 7		7 mm spanner
	PD-M9000, PD-M9020		 + 	7 mm spanner + 8 mm spanner
	PD-M8000, PD-M8020		 + 	7 mm spanner + 10 mm spanner
Lock bush	PD-M9100, PD-M9120	9 - 12		15 mm spanner
	PD-M9000, PD-M9020, PD-M8000, PD-M8020			17 mm spanner
	PD-M8100, PD-M8120	10 - 12		
Body cover fixing screw	PD-M9100, PD-M9120, PD-M8100, PD-M8120	2.7 - 3.5		Hexalobular [#10]
	PD-M9000, PD-M9020, PD-M8000, PD-M8020	2.5 - 3.5		

Reference image





- Example) PD-M9100



E-BIKE

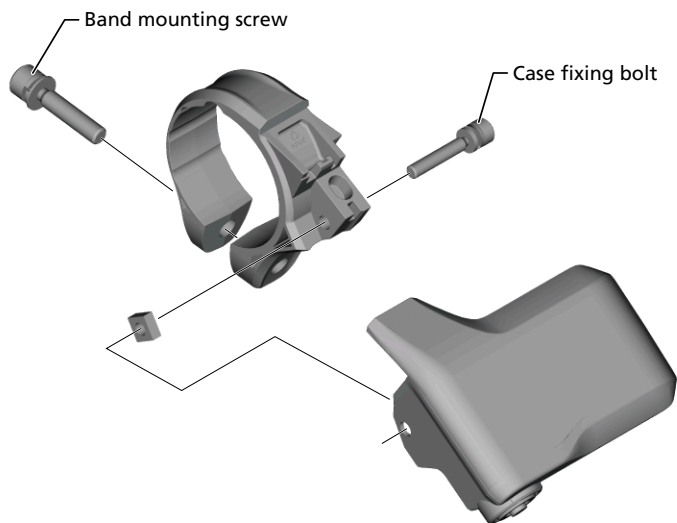
Cycle Computer

SC-EM800, SC-EN600, SC-EN500, SC-E8000, SC-E7000, SC-E5003, SC-E5000

Parts Name	Model	Torque (N·m)	Tools	
Band mounting screw	All	0.8		3 mm hexagon wrench
Case fixing bolt	SC-EM800, SC-E8000, SC-E7000	0.6		2.5 mm hexagon wrench
	SC-EN500, SC-E5003, SC-E5000	0.6		2 mm hexagon wrench
Case fixing screw	SC-EN600	0.6		2.5 mm hexagon wrench

Reference image

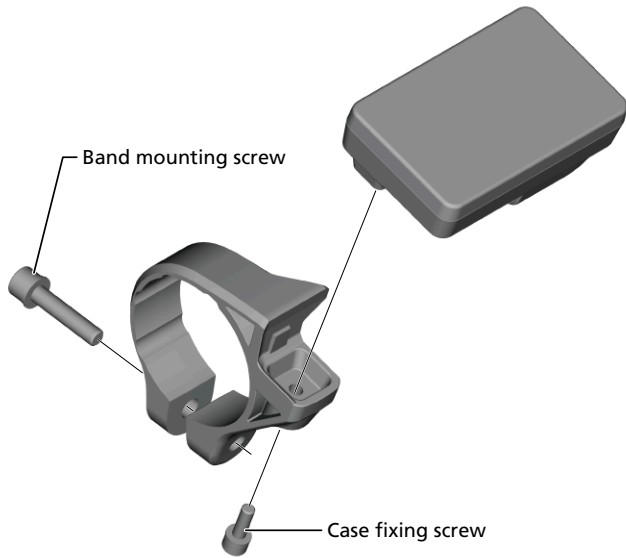
- Example) SC-EM800






E-BIKE

Cycle Computer

- Example) SC-EN600

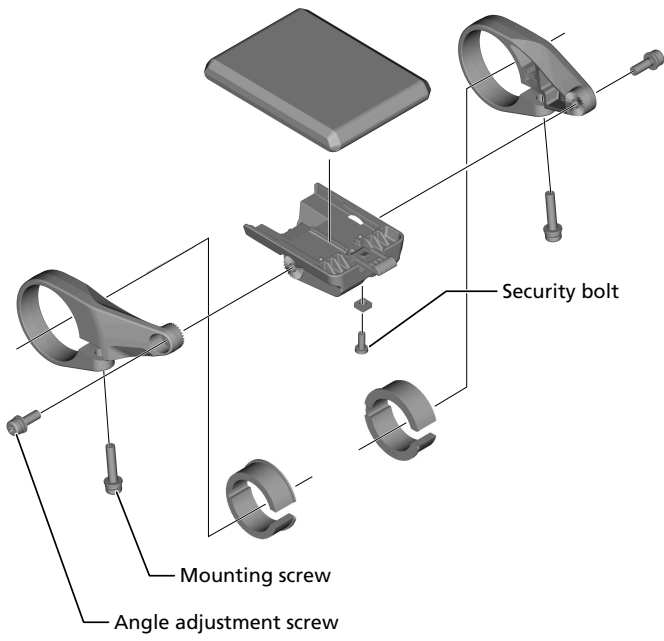


SC-EN610, SC-E6100, SC-E6010

Parts Name	Model	Torque (N·m)	Tools	
Mounting screw	All	0.8 - 1		Cross head screwdriver [#2]
Angle adjustment screw	All	0.5		Cross head screwdriver [#2]
Security bolt	All	0.4 - 0.5		Cross head screwdriver [#2]






Reference image

- Example) SC-EN610



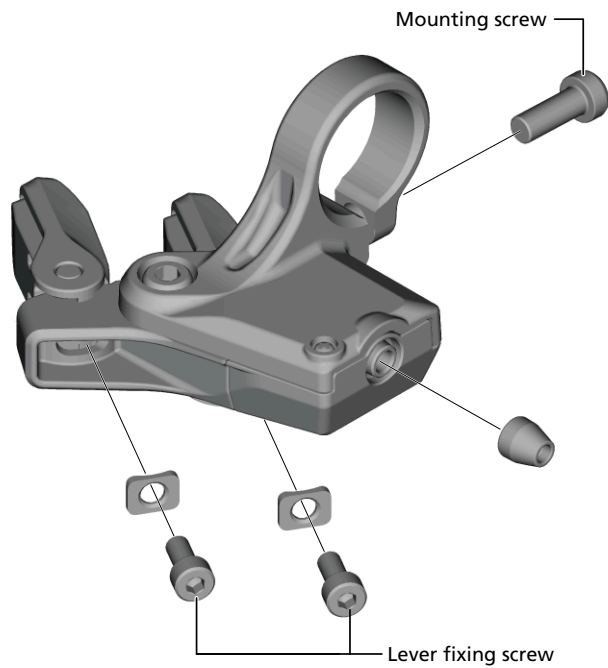
Switch Unit

SW-M8150, SW-E8000-L

Parts Name	Model	Torque (N·m)	Tools	
Mounting screw	SW-M8150	3		4 mm hexagon wrench
Mounting bolt	SW-E8000-L	2 - 2.2		3 mm hexagon wrench
Lever fixing screw	SW-M8150	2		3 mm hexagon wrench
	SW-E8000-L	0.5 - 0.7		2 mm hexagon wrench
Unit position adjustment bolt	SW-M8150	3		3 mm hexagon wrench

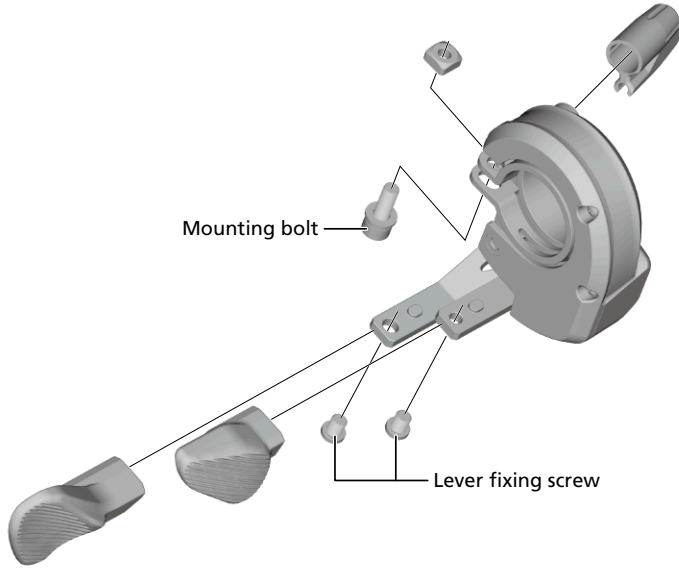
Reference image

- Example) SW-M8150-R

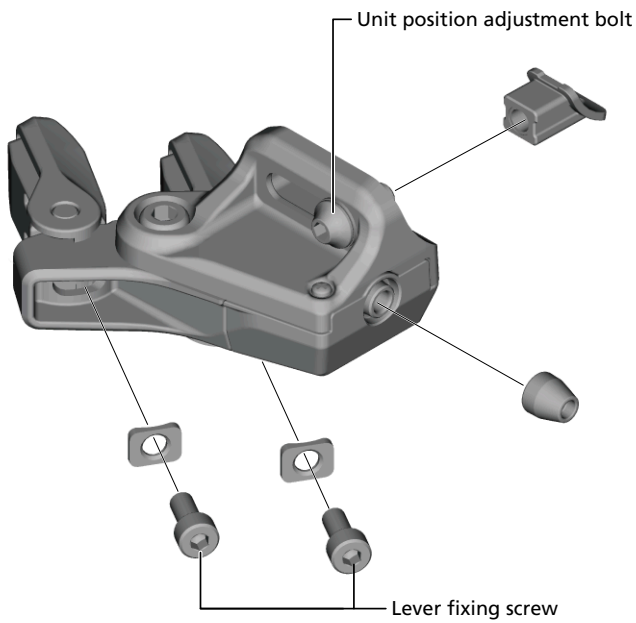


E-BIKE
Switch Unit

- Example) SW-E8000-L



- Example) SW-M8150-IR





SW-EN600-R, SW-EN600-L, SW-EM800-L, SW-E7000, SW-E6010, SW-E6000

Parts Name	Model	Torque (N·m)	Tools	
Mounting screw	SW-EN600-L, SW-EN600-R	0.8	3	3 mm hexagon wrench
	SW-EM800-L	1.5	2.5	2.5 mm hexagon wrench

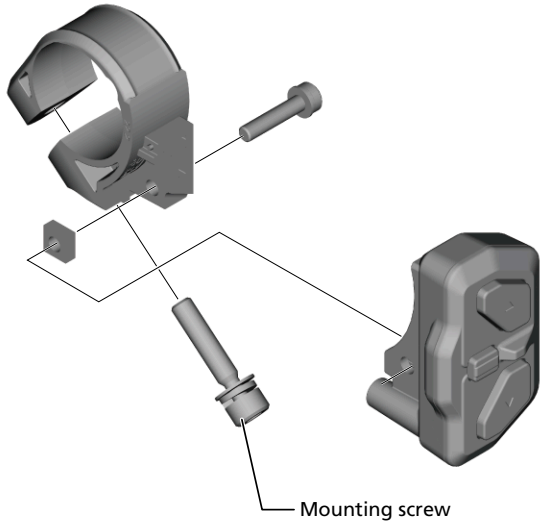
E-BIKE

Switch Unit

Parts Name	Model	Torque (N·m)	Tools	
	SW-E7000, SW-E6010	1.5		3 mm hexagon wrench
	SW-E6000	1.5		Cross head screwdriver [#2]













Reference image

- Example) SW-EN600



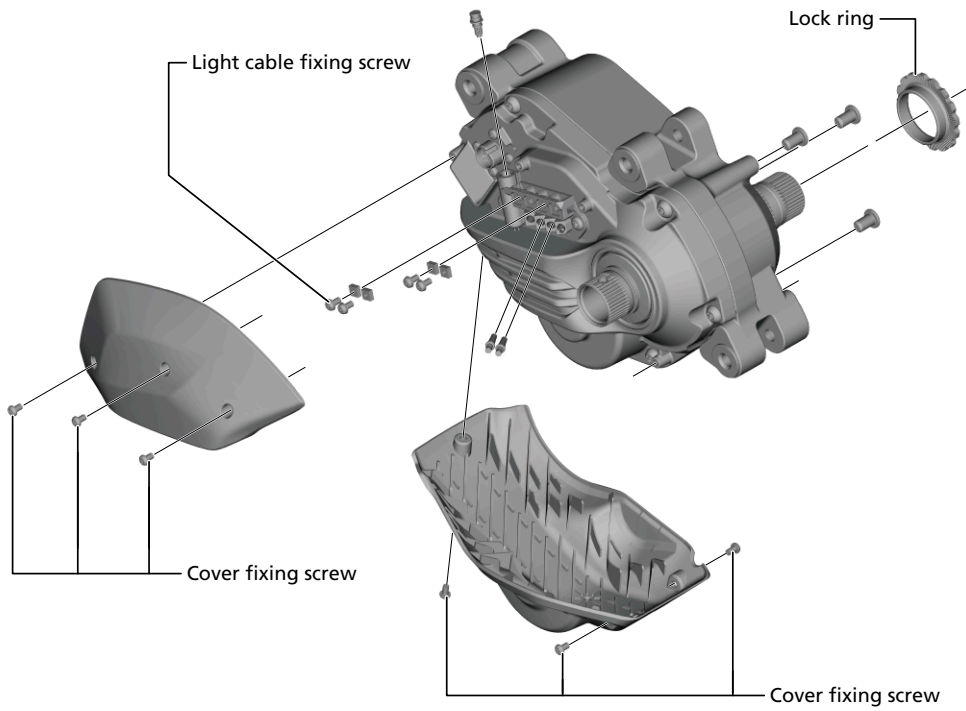
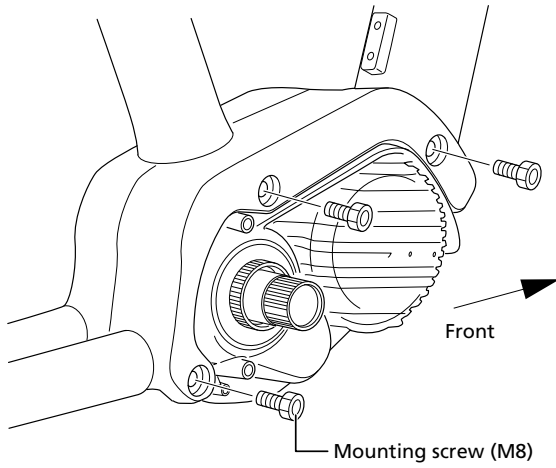
Drive Unit

DU-EP801, DU-EP800, DU-EP600, DU-E8000, DU-E8080, DU-E7000, DU-E6100, DU-E6180, DU-E5000, DU-E5080

Parts Name	Model	Torque (N·m)	Tools	
Mounting screw (M8)	DU-EP801, DU-EP600	11.2 - 12.5 (Reference)	Depending on bicycle frame specification. Contact the bicycle manufacturer.	
	DU-EP800, DU-E8000, DU-E8080, DU-E7000, DU-E6100, DU-E6180, DU-E5000, DU-E5080	10 - 12.5 (Reference)		
Cover fixing screw	All	0.6		Cross head screwdriver [#2]
Lock ring (for Chainring)	DU-EP801, DU-EP600	35 - 45	 + 	TL-FC430 + TL-FC32
			 + 	TL-FC430 + TL-FC33
			 + 	TL-FC430 + TL-FC36
	DU-EP800, DU-E8000, DU-E7000, DU-E6100, DU-E6180, DU-E5000, DU-E5080		 + 	TL-FC39 + TL-FC33
			 + 	TL-FC39 + TL-FC36
Light cable mounting screw	All	0.6		Cross head screwdriver [#2]





Reference image

- Example) DU-EP801



Chain Device

CD-EM800, SM-CDE80, SM-CDE70, SM-DUE61-FB

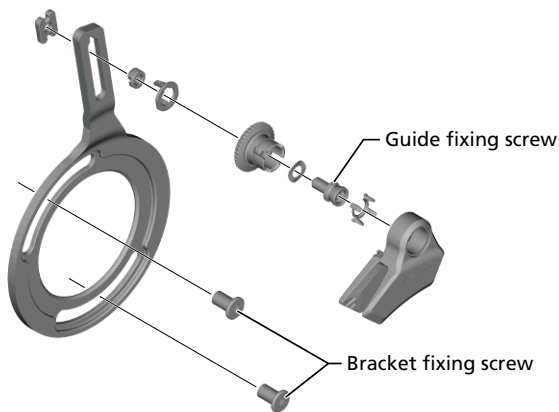
Parts Name	Model	Torque (N·m)	Tools	
Bracket fixing screw * 1	CD-EM800	3 - 4		3 mm hexagon wrench
Back plate fixing screw * 2	SM-CDE80, SM-CDE70	3 - 4		3 mm hexagon wrench
Guide fixing screw	CD-EM800	2 - 3		4 mm hexagon wrench
	SM-CDE80, SM-CDE70	4	 / 	3 mm hexagon wrench / 4 mm hexagon wrench
Chain case stay fixing screw	SM-DUE61-FB	1.2		2 mm hexagon wrench

* 1 Also for chain case stay (DU-EP801, DU-EP600)

* 2 For DU-E6100, DU-E6180 only

Reference image

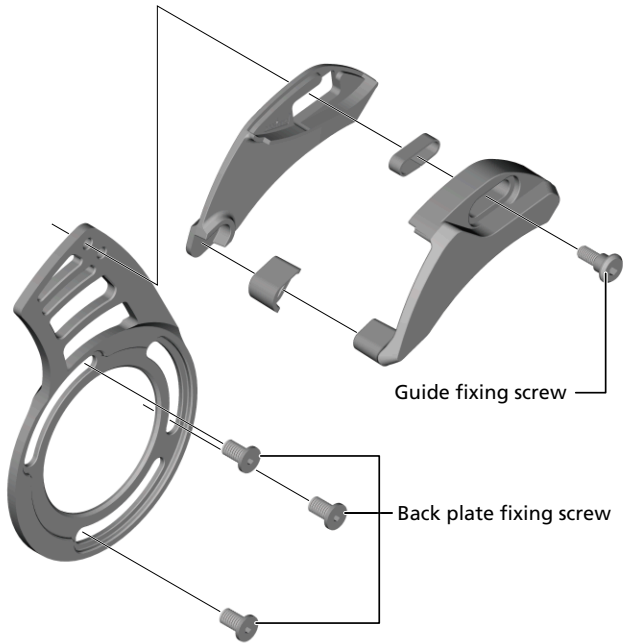
- Example) CD-EM800



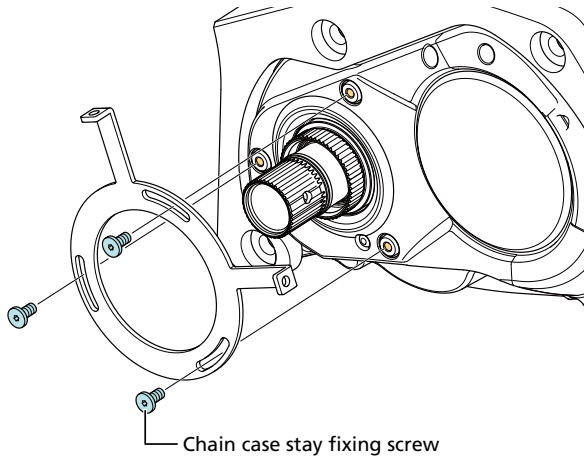
E-BIKE

Chain Device

- Example) SM-CDE80








- Example) SM-DUE61-FB



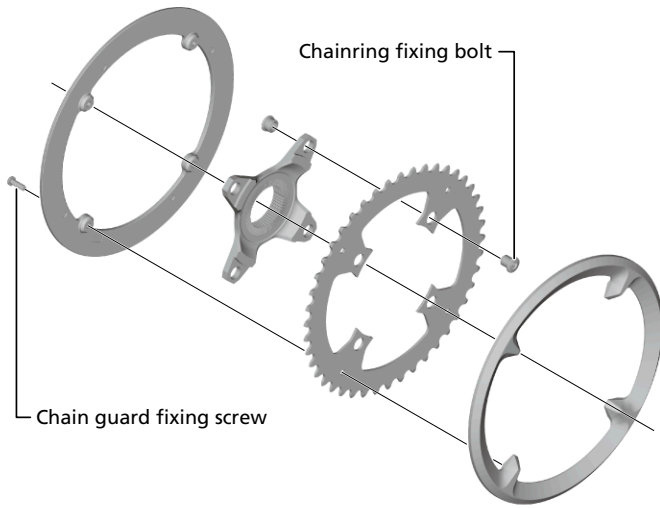
Chainring

CR-EM800, CR-ET600, SM-CRE80-12-B, SM-CRE80-12-SB, SM-CRE80-B, SM-CRE80-R, SM-CRE80, SM-CRE70-12-B, SM-CRE70-12, SM-CRE70-B, SM-CRE70, SM-CRE61, SM-CRE50

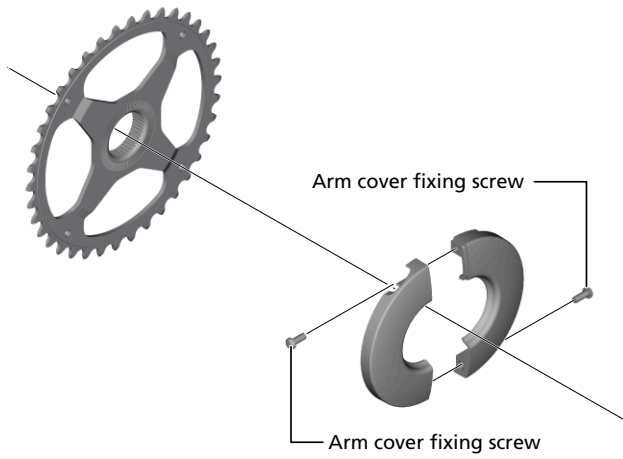
Parts Name	Model	Torque (N·m)	Tools	
Chainring fixing bolt	CR-EM800, SM-CRE80-12-B, SM-CRE80-12-SB, SM-CRE80-B, SM-CRE80-R, SM-CRE80, SM-CRE70-12-B, SM-CRE70-12, SM-CRE70-B, SM-CRE70	12 - 14	 +  / 	TL-FC22 + 5 mm hexagon wrench / Hexalobular [#10]
Chain guard fixing screw	CR-ET600, SM-CRE80, SM-CRE70-12, SM-CRE70, SM-CRE61, SM-CRE50	0.7		Cross head screwdriver [#2]
Arm cover fixing screw	SM-CRE61, SM-CRE50	0.8		Cross head screwdriver [#2]

Reference image

- Example) SM-CRE80







- Example) SM-CRE50



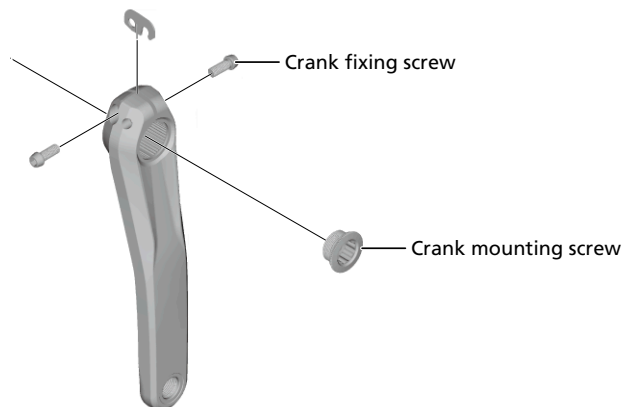
Crank Arm

FC-EM900, FC-EM600, FC-M8150, FC-M8050, FC-E8050, FC-E8000, FC-E6100, FC-E6010, FC-E5000, FC-E5010

Parts Name	Model	Torque (N·m)	Tools	
Crank mounting screw	FC-EM900, FC-EM600, FC-M8150, FC-M8050, FC-E8050, FC-E8000, FC-E6100, FC-E6010	0.7 - 1.5	 / 	TL-FC16 / TL-FC18
	FC-E5000, FC-E5010	35		8 mm hexagon wrench
Crank fixing screw	FC-EM900, FC-EM600, FC-M8150, FC-M8050, FC-E8050, FC-E8000, FC-E6100, FC-E6010	12 - 14		5 mm hexagon wrench

Reference image

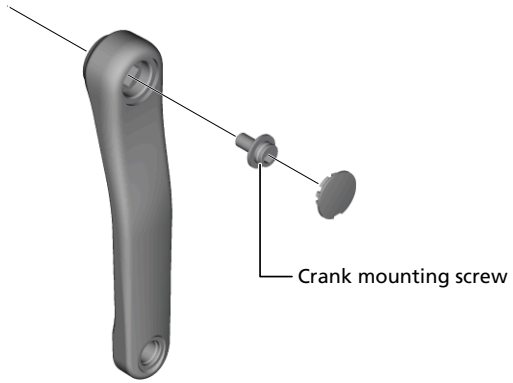
- Example) FC-E8050



E-BIKE


Crank Arm

- Example) FC-E5000



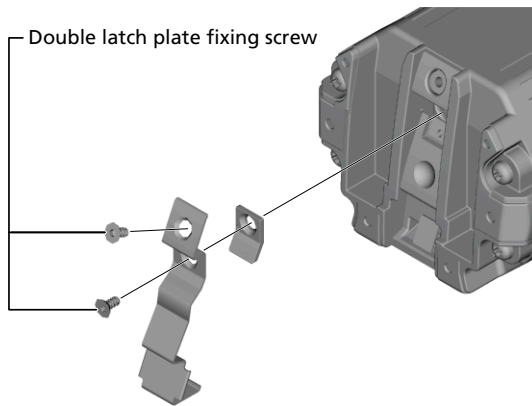
Battery

BT-EN805, BT-EN805-L, BT-EN806, BT-E8035, BT-E8035-L, BT-E8036

Parts Name	Model	Torque (N·m)	Tools	
Double latch plate fixing screw	All	0.6		2 mm hexagon wrench

Reference image

- Example) BT-EN806



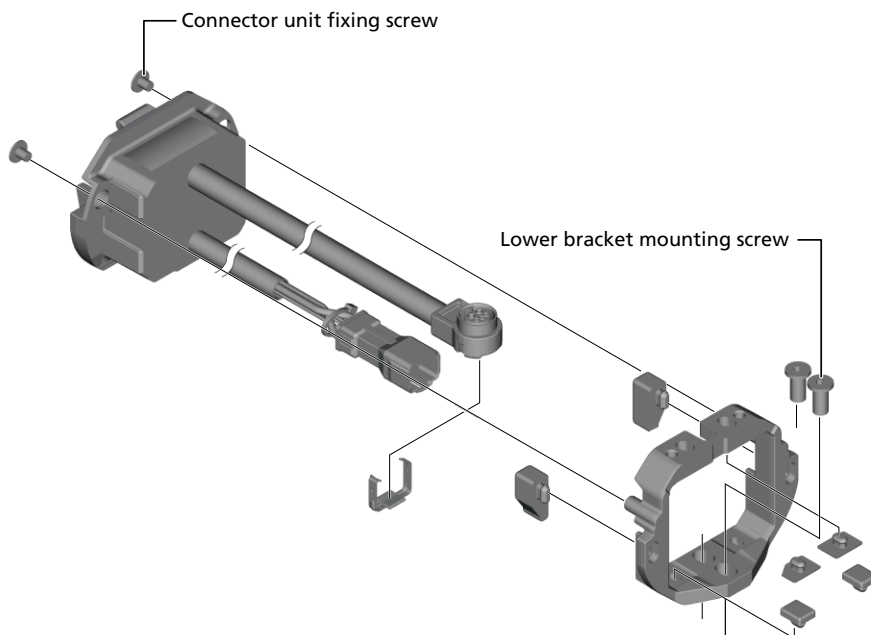
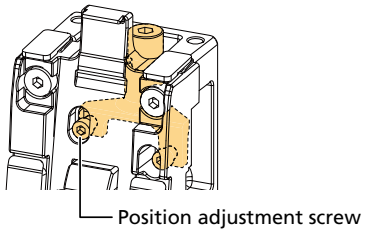
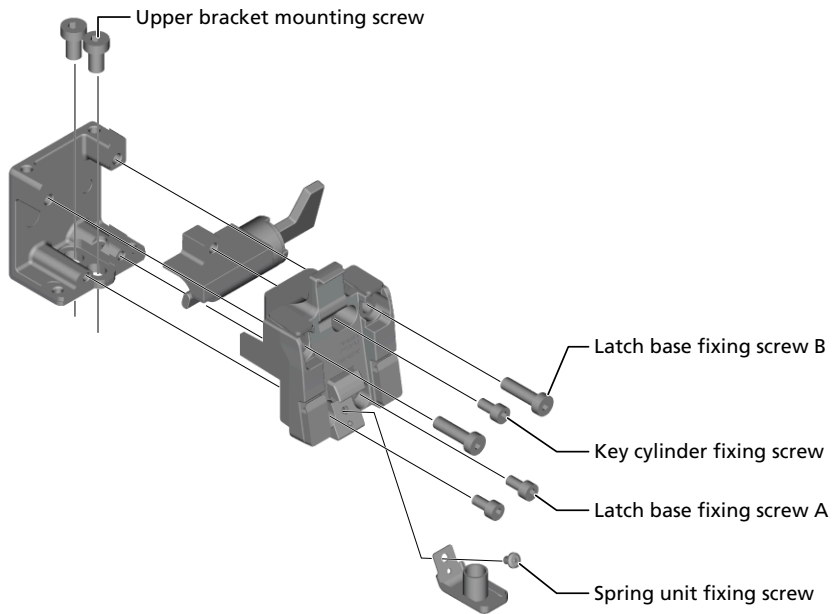
Battery Mount

BM-EN800, BM-EN801, BM-E8030, BM-E8031, BM-E8020

Parts Name	Model	Torque (N·m)	Tools	
Upper bracket mounting screw	BM-EN800, BM-EN801, BM-E8030, BM-E8031	6		4 mm hexagon wrench
Position adjustment screw	BM-EN801, BM-E8031	0.8		2.5 mm hexagon wrench
Latch base fixing screw A	BM-EN800, BM-EN801, BM-E8030, BM-E8031	1		3 mm hexagon wrench
Latch base fixing screw B	BM-EN800, BM-EN801, BM-E8030, BM-E8031	2		3 mm hexagon wrench
Key cylinder fixing screw	BM-EN800, BM-E8030	1		3 mm hexagon wrench
Spring unit fixing screw	BM-EN800, BM-EN801, BM-E8030, BM-E8031	0.5		1.5 mm hexagon wrench
Lower bracket mounting screw	BM-EN800, BM-EN801, BM-E8030, BM-E8031	4.5		3 mm hexagon wrench
Connector unit fixing screw	BM-EN800, BM-EN801, BM-E8030, BM-E8031	1		3 mm hexagon wrench
Upper case fixing screw	BM-E8020	0.6		Cross head screwdriver [#2]
Lower case mounting screw	BM-E8020	10		5 mm hexagon wrench
Key unit mounting screw	BM-E8020	10		5 mm hexagon wrench
Key unit cover fixing screw	BM-E8020	0.6		Cross head screwdriver [#2]
Key cylinder fixing screw	BM-E8020	0.6		2 mm hexagon wrench

Reference image

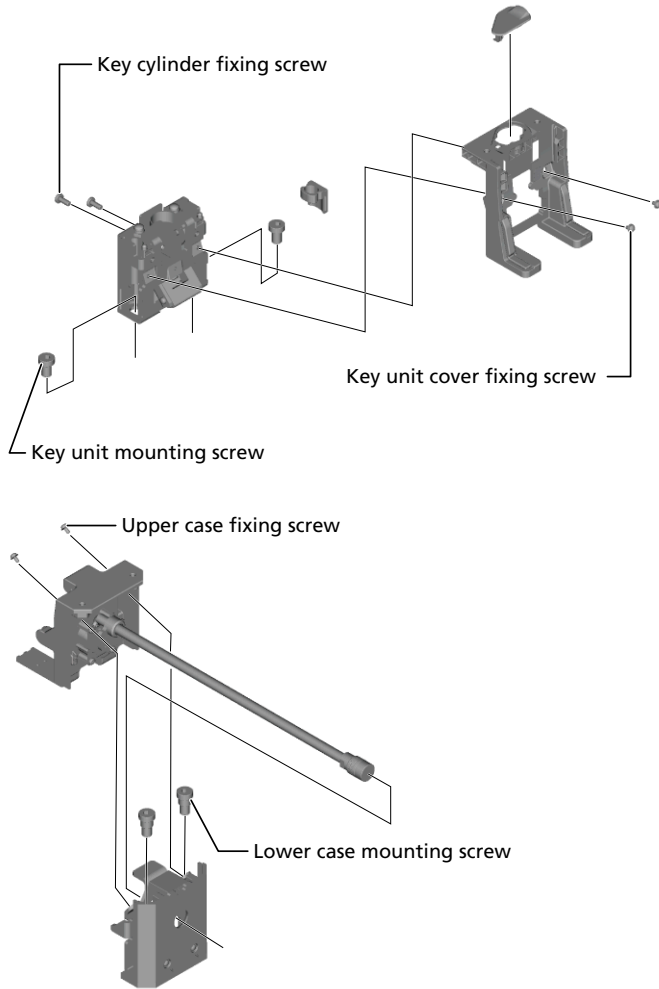
- Example) BM-EN800










E-BIKE

Battery Mount

- Example) BT-E8020

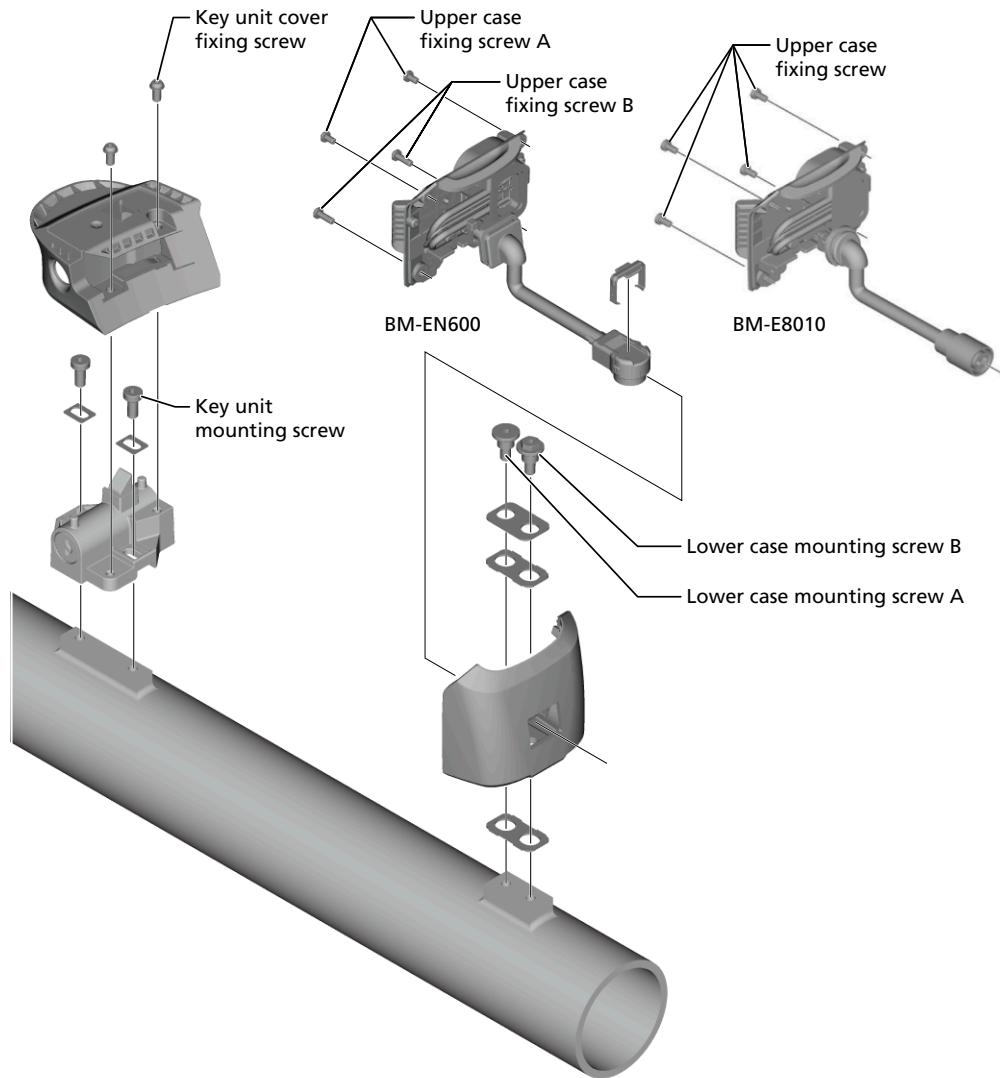


BM-EN600, BM-E8016, BM-E8010





Parts Name	Model	Torque (N·m)	Tools	
Lower case mounting screw A	All	3		3 mm hexagon wrench
Lower case mounting screw B	All	3		8 mm spanner
Key unit mounting screw	All	3		3 mm hexagon wrench
Key unit cover fixing screw	All	0.6		2.5 mm hexagon wrench
Upper case fixing screw A	BM-EN600, BM-E8016	0.6		2.5 mm hexagon wrench
Upper case fixing screw B	BM-EN600, BM-E8016	0.6		2.5 mm hexagon wrench
Upper case fixing screw	BM-E8010	0.6		2.5 mm hexagon wrench

Reference image

- Example) BM-EN600, BM-E8010

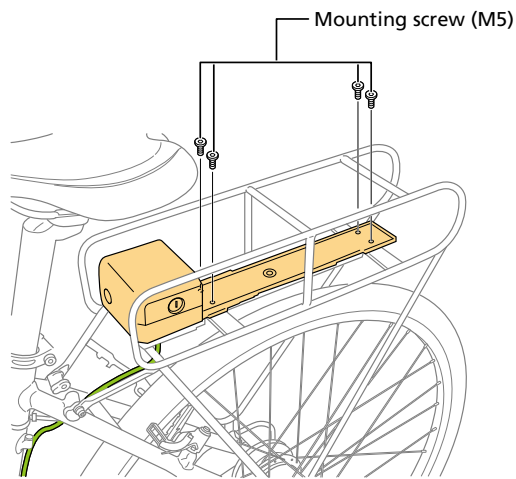
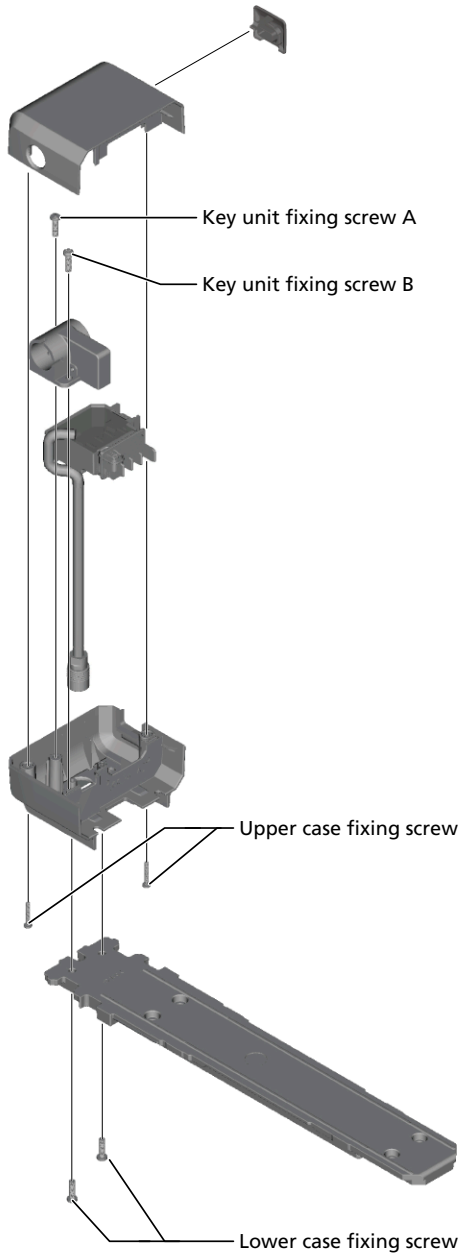


BM-EN400

Parts Name	Model	Torque (N·m)	Tools	
Key unit fixing screw A	BM-EN400	1.6 - 1.8		Slotted screwdriver (6.5 mm)
Key unit fixing screw B	BM-EN400	1.6 - 1.8		Cross head screwdriver [#2]
Upper case fixing screw	BM-EN400	1.1 - 1.3		Hexalobular [#10]
Lower case fixing screw	BM-EN400	1.6 - 1.8		Cross head screwdriver [#2]
Mounting screw (M5)	BM-EN400	-	Depending on bicycle frame specification. Contact the bicycle manufacturer.	


Reference image

- Example) BM-E6000



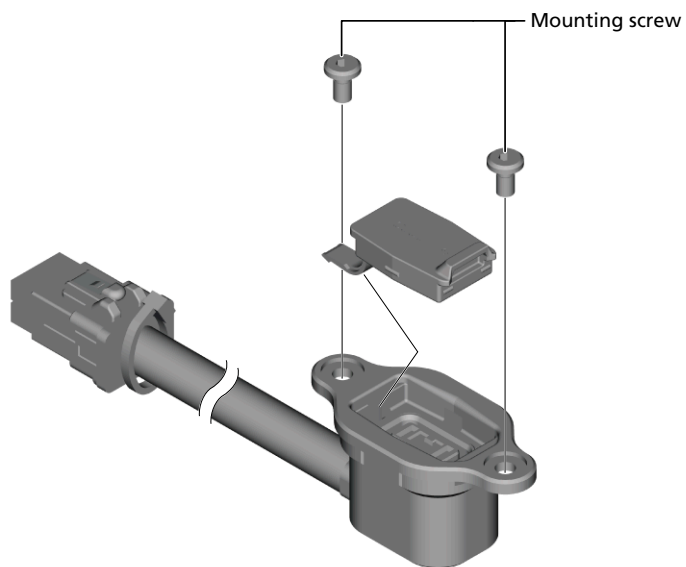
Satellite Charging Port

EW-CP100

Parts Name	Model	Torque (N·m)	Tools	
Mounting screw	EW-CP100	0.6		2 mm hexagon wrench


Reference image

- Example) EW-CP100



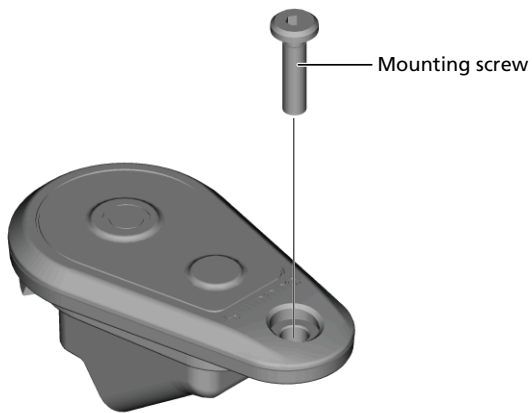
Satellite System ON/OFF Switch

EW-SW100, EW-SW300, EW-SW310

Parts Name	Model	Torque (N·m)	Tools	
Mounting screw	All	0.6		2 mm hexagon wrench



Reference image

- Example) EW-SW310



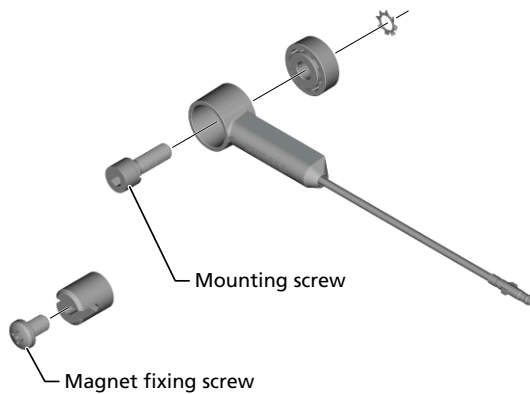
Speed Sensor

EW-SS300, EW-SS301, EW-SS302, SM-DUE10, SM-DUE11

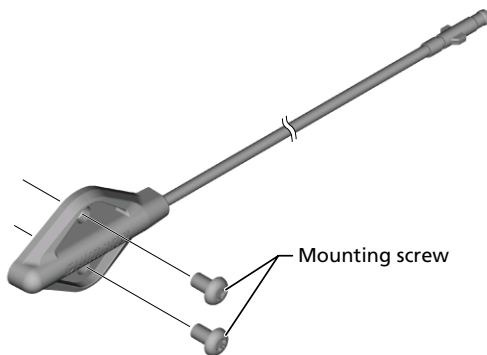
Parts Name	Model	Torque (N·m)	Tools	
Mounting screw	EW-SS300, SM-DUE10	1.5 - 2		4 mm hexagon wrench / hexalobular [#25]
	EW-SS301, SM-DUE11	0.6		Hexalobular [#10]
	EW-SS302	0.8 - 1.3		Hexalobular [#10]
Magnet fixing screw	EW-SS300, SM-DUE10	1.5 - 2		Cross head screwdriver [#2]

Reference image

- Example) EW-SS300



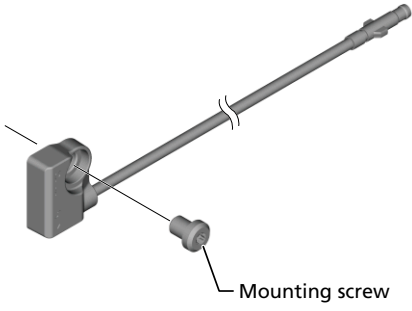
- Example) EW-SS301



E-BIKE

Speed Sensor




- Example) EW-SS302



LIFESTYLE

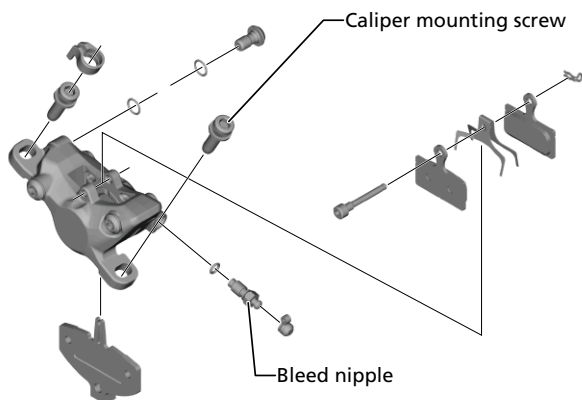
Hydraulic Disc Brake Caliper

BR-U8000, BR-U8020

Parts Name	Model	Torque (N·m)	Tools	
Banjo	All	4 - 6		3 mm hexagon wrench
Pad axle	All	1 - 1.5		3 mm hexagon wrench
Caliper mounting screw	All	6 - 8		5 mm hexagon wrench
Bleed nipple	All	4 - 6		7 mm box wrench





Reference image

- Example) BR-U8000



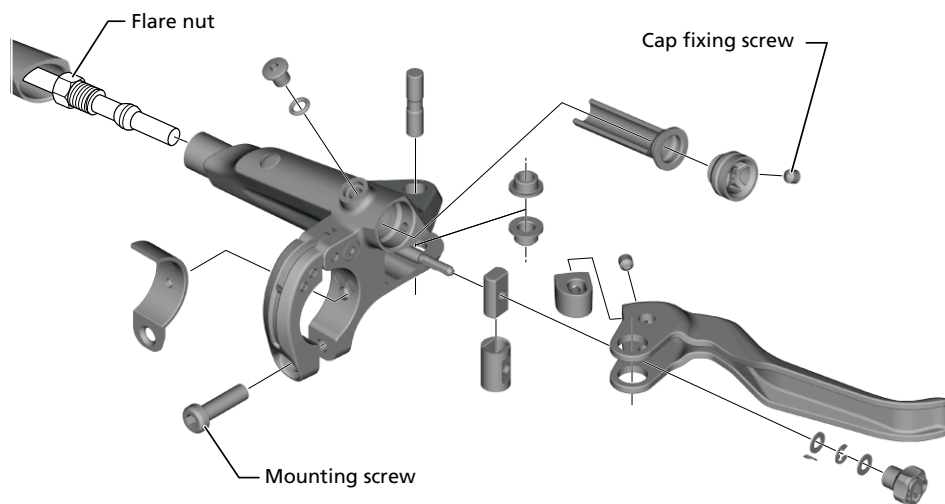
Hydraulic Disc Brake Lever

BL-U8000

Parts Name	Model	Torque (N·m)	Tools	
Mounting screw	BL-U8000	4 - 6		4 mm hexagon wrench
Flare nut	BL-U8000	5 - 7		8 mm spanner
Bleed screw	BL-U8000	0.5 - 1		2.5 mm hexagon wrench
Cap fixing screw	BL-U8000	0.2 - 0.3		2 mm hexagon wrench





Reference image

- Example) BL-U8000



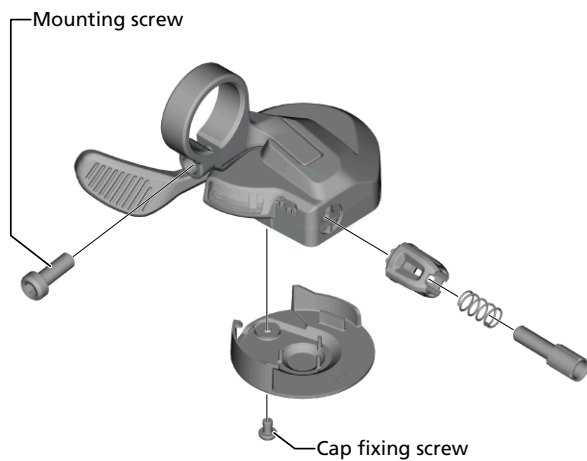
Shifter

SL-U8000-IL, SL-U8000-11IR, SL-U8000-L, SL-U8000, SL-U6000

Parts Name	Model	Torque (N·m)	Tools	
Mounting screw	SL-U8000	3		4 mm hexagon wrench
	SL-U8000-IL, SL-U8000-11IR	4 - 6		
	SL-U6000	5		5 mm hexagon wrench
Cap fixing screw	SL-U8000-L, SL-U8000-IL	0.3		Cross head screwdriver [#2]
	SL-U8000	1.5		2.5 mm hexagon wrench








Reference image

- Example) SL-U8000



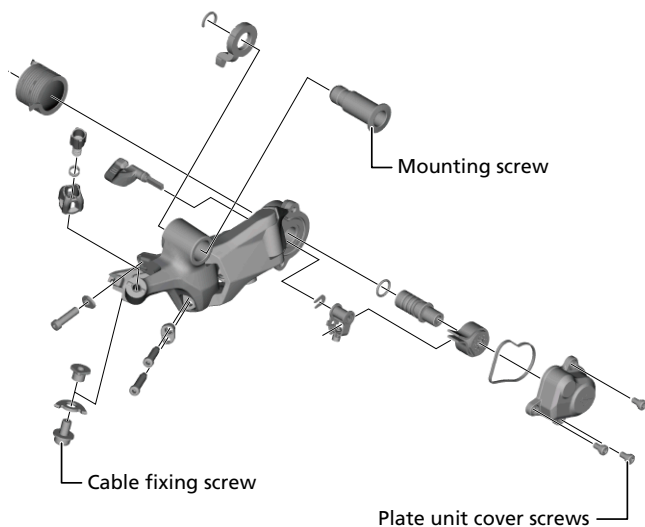
Rear Derailleur

RD-U8020, RD-U8000, RD-U6050, RD-U6070, RD-U6020, RD-U6000

Parts Name	Model	Torque (N·m)	Tools	
Mounting screw	All	8 - 10		5 mm hexagon wrench
Cable fixing screw	RD-U8000, RD-U8020	6 - 7		4 mm hexagon wrench
	RD-U6000, RD-U6020			5 mm hexagon wrench
Pulley screws	All	2.5 - 5		3 mm hexagon wrench
Plate axle	RD-U8020, RD-U8000, RD-U6020, RD-U6000	7.8 - 9.8		4 mm hexagon wrench
Plate unit cover screws	RD-U8020, RD-U8000, RD-U6020, RD-U6000	1 - 1.5		2 mm hexagon wrench
Plate stopper pin	RD-U8020, RD-U8000, RD-U6020, RD-U6000	1		Cross head screwdriver [#2]

Reference image

- Example) RD-U8000



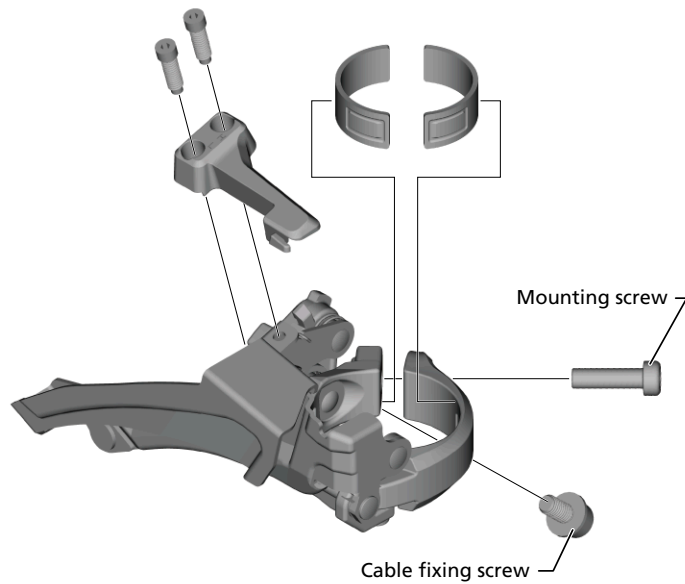
Front Derailleur

FD-U8010, FD-U6010, FD-U6000

Parts Name	Model	Torque (N·m)	Tools	
Mounting screw	All	5 - 7	5	5 mm hexagon wrench
	FD-U8010, FD-U6010		4	4 mm hexagon wrench
Cable fixing screw	All	5 - 7	5	5 mm hexagon wrench
	FD-U8010, FD-U6010		4	4 mm hexagon wrench





Reference image

- Example) FD-U8010



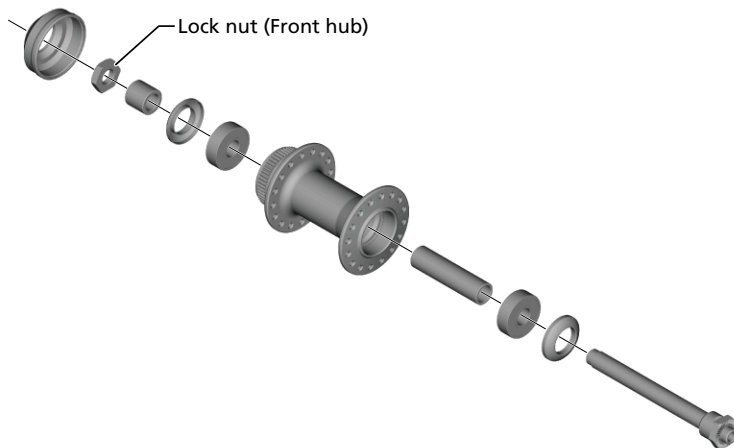
Hub set (Disc brake)

FH-TC500, HB-QC400, FH-QC400

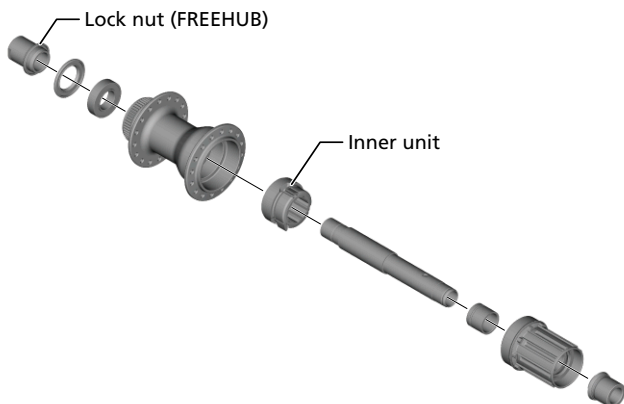
Parts Name	Model	Torque (N·m)	Tools	
Rotor lock ring	ALL	40	TL-FC36 / TL-LR15 + 	TL-FC36 / TL-LR15 + Adjustable wrench
Lock nut (Front hub)	HB-QC400	6 - 8	TL-HS37	TL-HS37
Lock nut (FREEHUB)	FH-TC500	3 - 5		17 mm hub spanner
Inner unit	FH-TC500	180 - 200		19 mm hexagon wrench
Freewheel body	FH-QC400	147 - 200		12 mm hexagon wrench

Reference image

- Example) HB-QC400



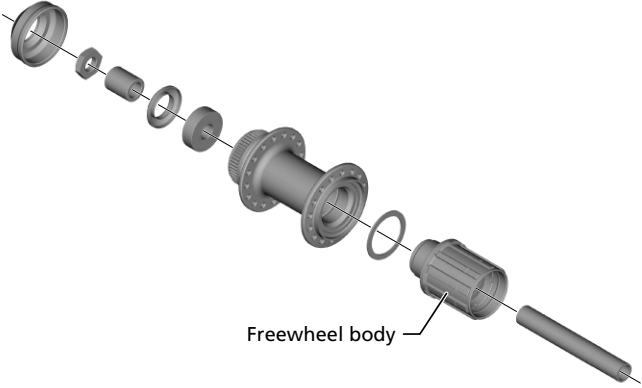
- Example) FH-TC500



LIFESTYLE




Hub set (Disc brake)

- Example) FH-QC400











Cassette

CS-LG700-11, CS-LG400-11, CS-LG400-10, CS-LG300-10

Parts Name	Model	Torque (N·m)	Tools
Lock ring	All	30 - 50	 /  +  TL-LR10 / TL-LR15 + adjustable wrench

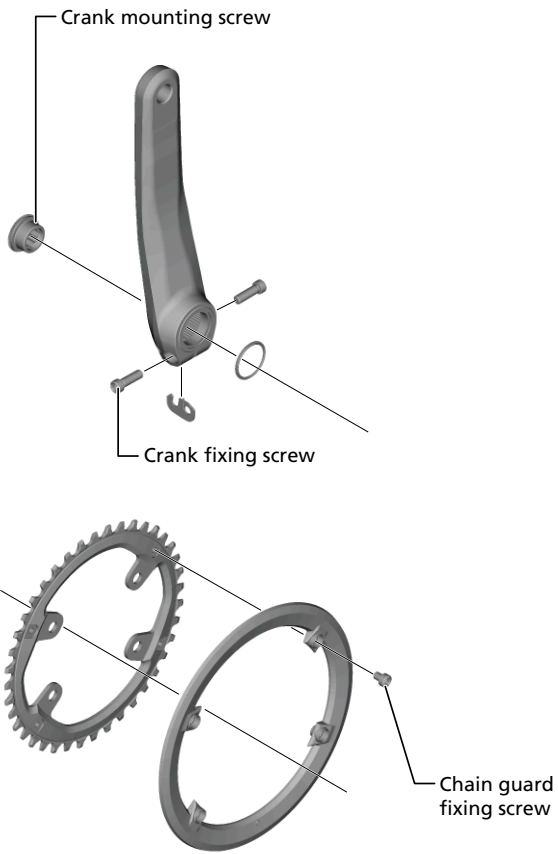
Crankset

FC-U8000-2, FC-U8000-1, FC-U6000-1, FC-U6000-2, FC-U6000-2B, FC-U6010-2

Parts Name	Model	Torque (N·m)	Tools	
Crank mounting screw	FC-U6000-1 / FC-U6000-2 / FC-U6000-2B	35 - 50		8 mm hexagon wrench
	FC-U8000-1 / FC-U8000-2 / FC-U6010-2	0.7 - 1.5	 / 	TL-FC16 / TL-FC18
Crank fixing screw	FC-U8000-1 / FC-U8000-2 / FC-U6010-2	12 - 14		5 mm hexagon wrench
Chainring fixing screw	FC-U8000-1 / FC-U8000-2 / FC-U6010-2 / FC-U6000-2 / FC-U6000-2B	16 - 17		5 mm hexagon wrench
	FC-U6000-1	12 - 14		5 mm hexagon wrench
Chain guard fixing screw	FC-U8000-2 / FC-U6000-1 / FC-U6000-2 / FC-U6000-2B / FC-U6010-2	1.5 - 2		Cross head screwdriver [#2]
	FC-U8000-1	1.5 - 2		4 mm hexagon wrench






Reference image

- Example) FC-U8000-1






Threaded Bottom Bracket

BB-MT801

Parts Name	Model	Torque (N·m)	Tools	
Left- and right-hand cups	BB-MT801	35 - 50	 + 	TL-FC25 + TL-FC32
			 + 	TL-FC25 + TL-FC36
				TL-FC37

Rotor





RT-MT800

Parts Name	Model	Torque (N·m)	Tools
Rotor lock ring	RT-MT800	40	 +  /  TL-LR15 + Adjustable wrench / TL-FC36

GRAVEL

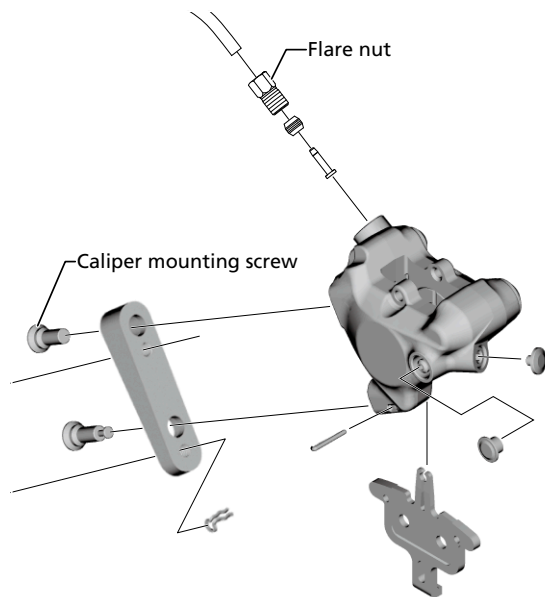
Hydraulic Disc Brake Caliper

BR-RX820, BR-RX810, BR-RX400

Parts Name	Model	Torque (N·m)	Tools	
Flare nut	All	5 - 7		8 mm spanner
Pad axle	BR-RX820	1 - 1.5		3 mm hexagon wrench
	BR-RX810, BR-RX400	0.2 - 0.4		Slotted screwdriver
Caliper mounting screw	All	6 - 8		4 mm hexagon wrench





Reference image

- Example) BR-RX820



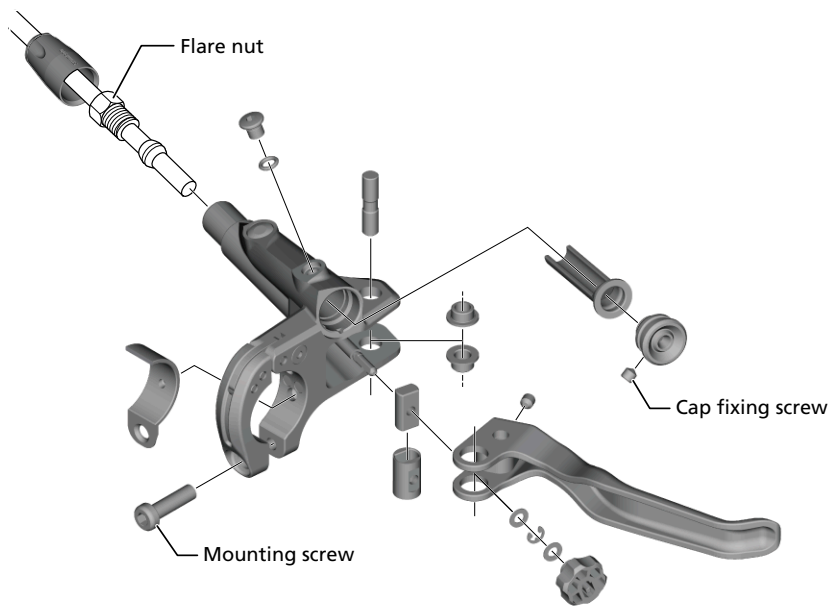
Hydraulic Disc Brake Lever

BL-T8100-LE

Parts Name	Model	Torque (N·m)	Tools	
Mounting screw	BL-T8100-LE	4 - 6		4 mm hexagon wrench
Flare nut	BL-T8100-LE	5 - 7		8 mm spanner
Bleed screw	BL-T8100-LE	0.5 - 1		2.5 mm hexagon wrench
Cap fixing screw	BL-T8100-LE	0.2 - 0.3		2 mm hexagon wrench



Reference image

- Example) BL-T8100-LE



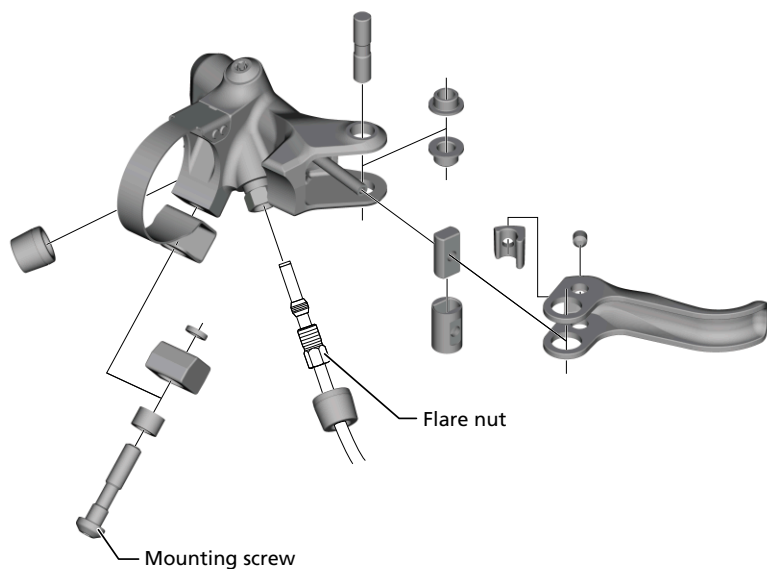
Sub Brake Lever

BL-RX812

Parts Name	Model	Torque (N·m)	Tools	
Mounting screw	BL-RX812	2 - 4		3 mm hexagon wrench
Flare nut	BL-RX812	5 - 7		8 mm spanner







Reference image

- Example) BL-RX812



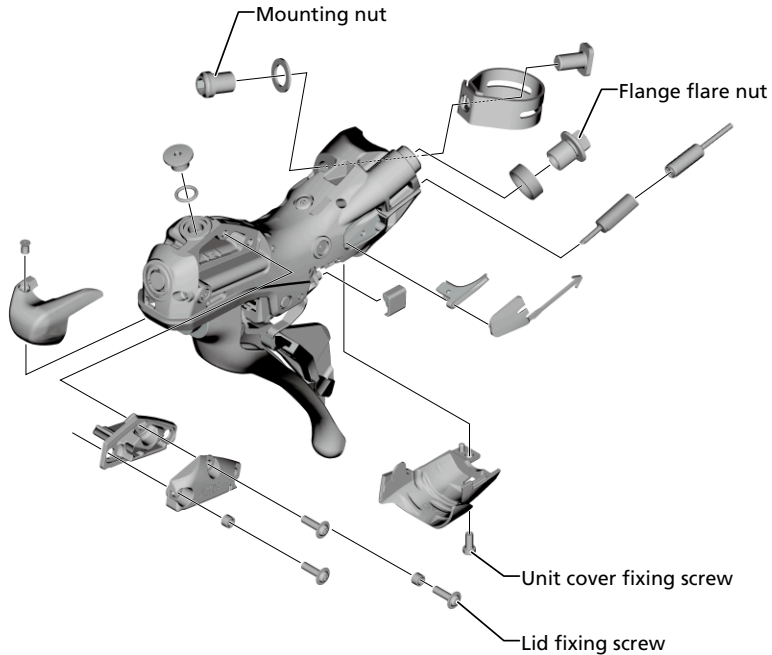
DUAL CONTROL LEVER

ST-RX820, ST-RX820-LA, ST-RX810, ST-RX810-LA, ST-RX610, ST-RX600,
ST-RX400, BL-RX820, BL-RX810, BL-RX812, BL-RX610, BL-RX600




Parts Name	Model	Torque (N·m)	Tools	
Mounting nut	All	6 - 8		5 mm hexagon wrench
Flange flare nut	All	5 - 6		8 mm spanner
Bleed screw	All	0.5 - 0.7		2 mm hexagon wrench
Name plate fixing screw	All	0.15 - 0.2		Cross head screwdriver [#1]
Unit cover fixing screw	All	0.2 - 0.25		Cross head screwdriver [#1]
Lid fixing screw	All	0.8		Hexalobular [#8]

Reference image

- Example) ST-RX820

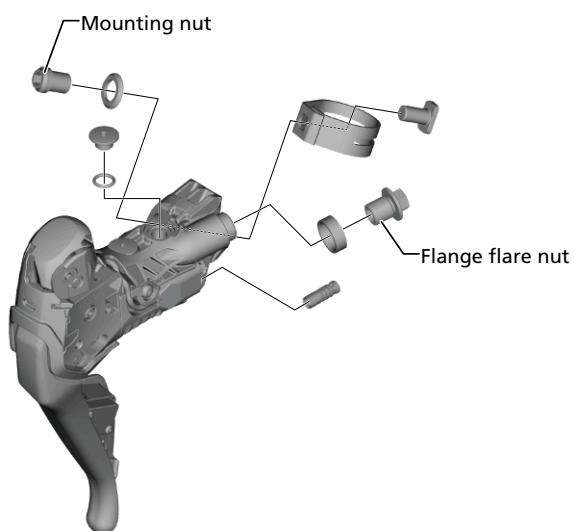


ST-RX815

Parts Name	Model	Torque (N·m)	Tools	
Mounting nut	ST-RX815	6 - 8		5 mm hexagon wrench
Bleed screw	ST-RX815	0.5 - 0.7		2.5 mm hexagon wrench
Flange flare nut	ST-RX815	5 - 6		8 mm spanner





Reference image

- Example) ST-RX815



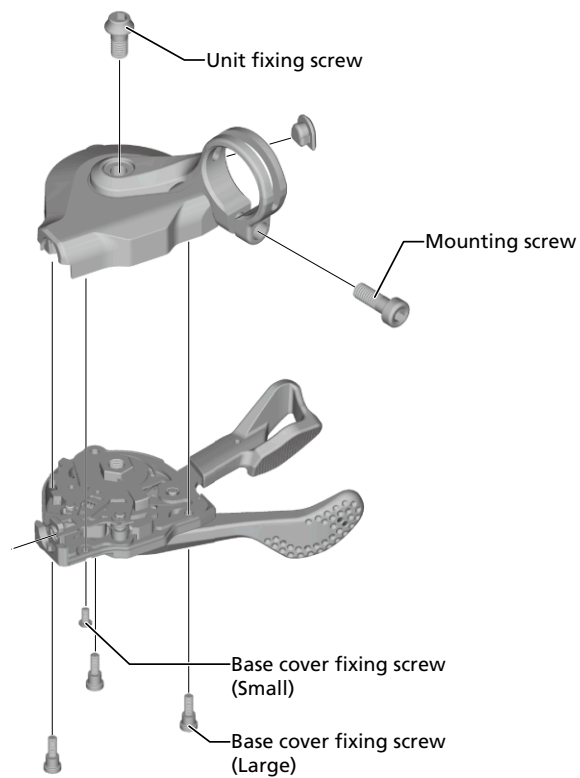
Shifter

SL-RS700

Parts Name	Model	Torque (N·m)	Tools	
Mounting screw	SL-RS700	3		4 mm hexagon wrench
Unit fixing screw	SL-RS700	2.5		4 mm hexagon wrench
Base cover fixing screw (Large)	SL-RS700	0.15		Cross head screwdriver [#1]
Base cover fixing screw (Small)	SL-RS700	0.08		Cross head screwdriver [#1]






Reference image

- Example) SL-RS700



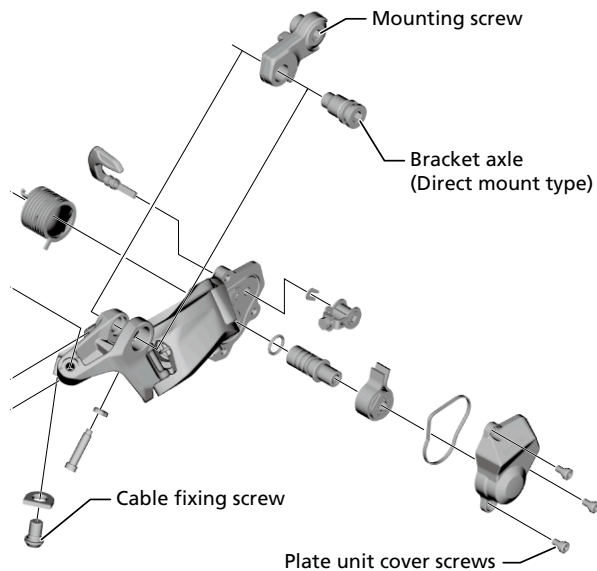
Rear Derailleur

RD-RX820, RD-RX822




Parts Name	Model	Torque (N·m)	Tools	
Mounting screw	All	8 - 10		5 mm hexagon wrench
Bracket axle (Direct mount type)	RD-RX820	8 - 10		5 mm hexagon wrench
Cable fixing screw	All	6 - 7		4 mm hexagon wrench
Pulley screw	All	2.5 - 5		3 mm hexagon wrench
Plate unit cover screws	All	1 - 1.5		2 mm hexagon wrench

Reference image

- Example) RD-RX820






RD-RX815, RD-RX817

Parts Name	Model	Torque (N·m)	Tools	
Mounting screw	All	8 - 10		5 mm hexagon wrench
Bracket axle (Direct mount type)	All	8 - 10		5 mm hexagon wrench
Pulley screw	All	2.5 - 5		3 mm hexagon wrench

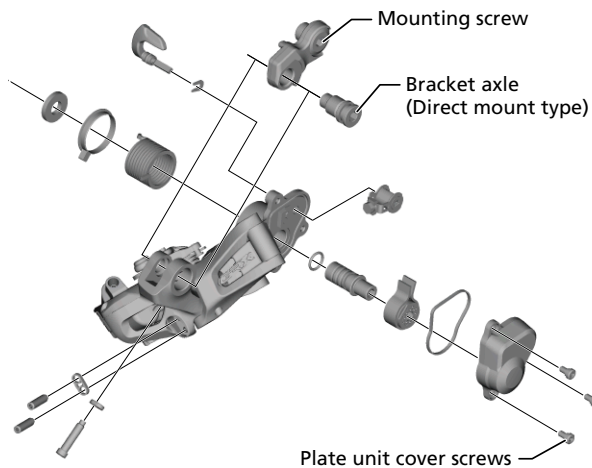
GRAVEL

Rear Derailleur








Parts Name	Model	Torque (N·m)	Tools	
Plate axle	All	8 - 10		4 mm hexagon wrench
Plate unit cover screws	All	1 - 1.5		2 mm hexagon wrench
Plate stopper pin	All	1		Cross head screwdriver [#2]

Reference image

- Example) RD-RX815

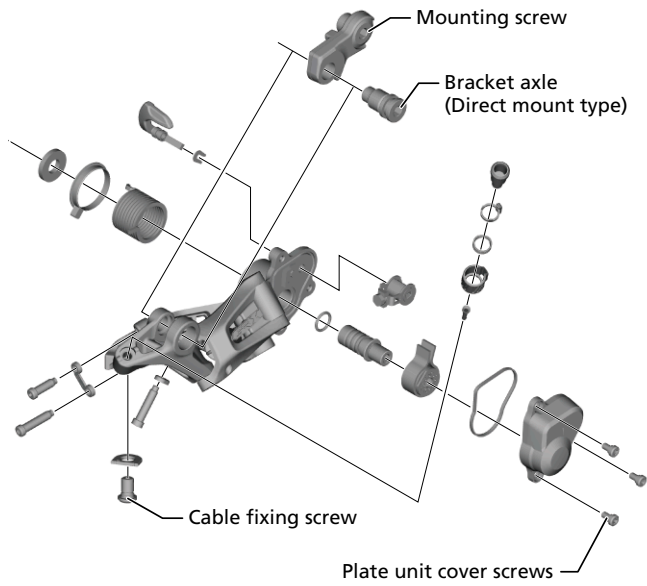


RD-RX810, RD-RX812, RD-RX400

Parts Name	Model	Torque (N·m)	Tools	
Mounting screw	All	8 - 10		5 mm hexagon wrench
Bracket axle (Direct mount type)	All	8 - 10		5 mm hexagon wrench
Cable fixing screw	All	6 - 7		4 mm hexagon wrench
Pulley screw	All	2.5 - 5		3 mm hexagon wrench
Plate axle	All	8 - 10		4 mm hexagon wrench
Plate unit cover screws	All	1 - 1.5		2 mm hexagon wrench
Plate stopper pin	All	1		Cross head screwdriver [#2]

Reference image

- Example) RD-RX810



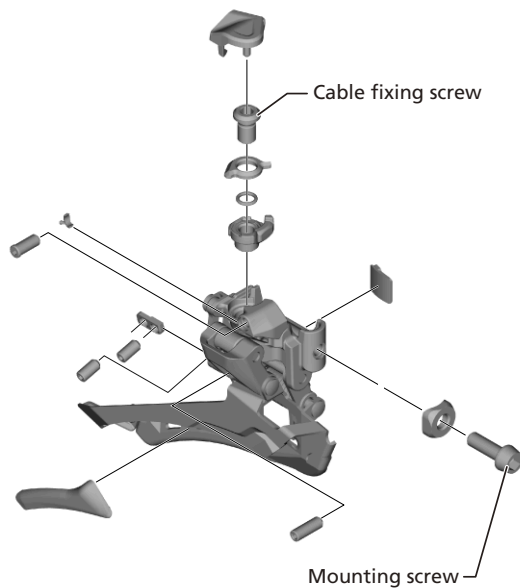
Front Derailleur

FD-RX820


Parts Name	Model	Torque (N·m)	Tools	
Mounting screw	FD-RX820	5 - 7		5 mm hexagon wrench
Cable fixing screw	FD-RX820	6 - 7		4 mm hexagon wrench

Reference image

- Example) FD-RX820

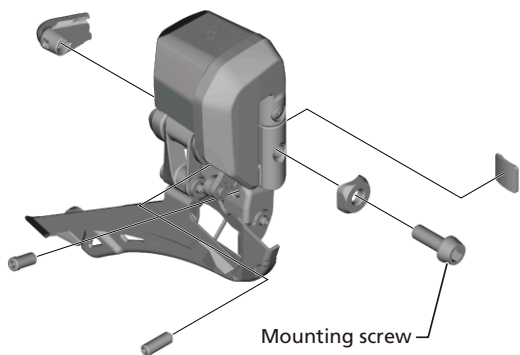


FD-RX815

Parts Name	Model	Torque (N·m)	Tools	
Mounting screw	FD-RX815	5 - 7		5 mm hexagon wrench

Reference image

- Example) FD-RX815

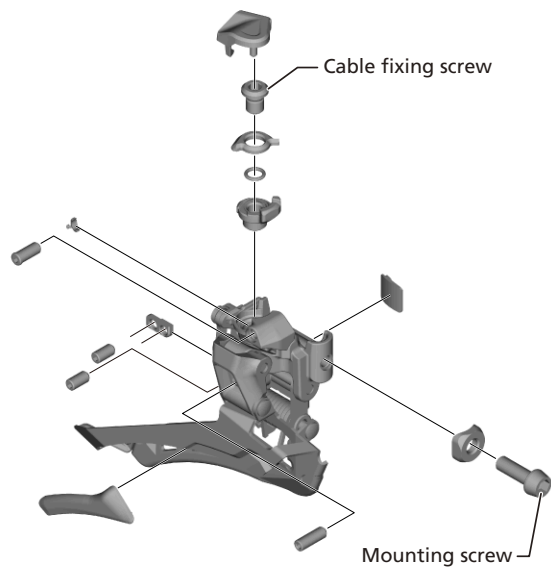


FD-RX810, FD-RX400

Parts Name	Model	Torque (N·m)	Tools	
Mounting screw	All	5 - 7		5 mm hexagon wrench
Cable fixing screw	All	6 - 7		4 mm hexagon wrench







Reference image

- Example) FD-RX810



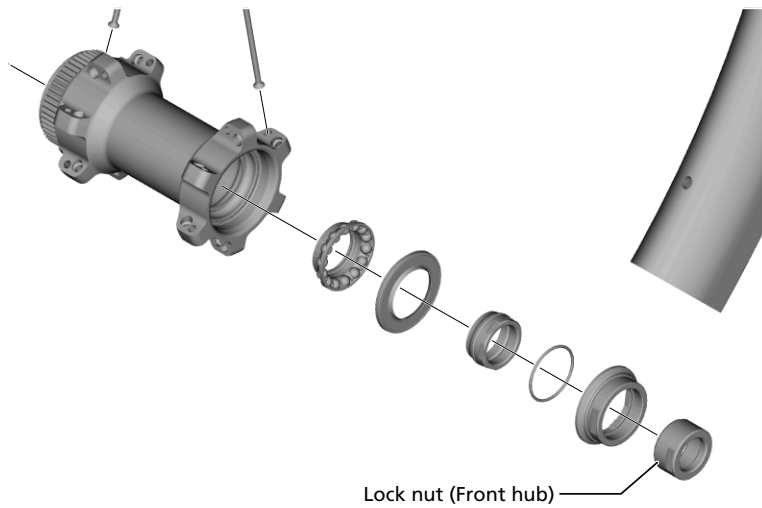
Wheel Set

WH-RX880, WH-RX870, WH-RX570

Parts Name	Model	Torque (N·m)	Tools
Rotor lock ring	All	40	TL-LR15 + 24 / 
Lock nut (Front hub)	All	18 - 20	 + 
Lock nut (FREEHUB)	All	16 - 20	 + 
Freewheel body unit	WH-RX870, WH-RX570	147 - 200	

Reference image

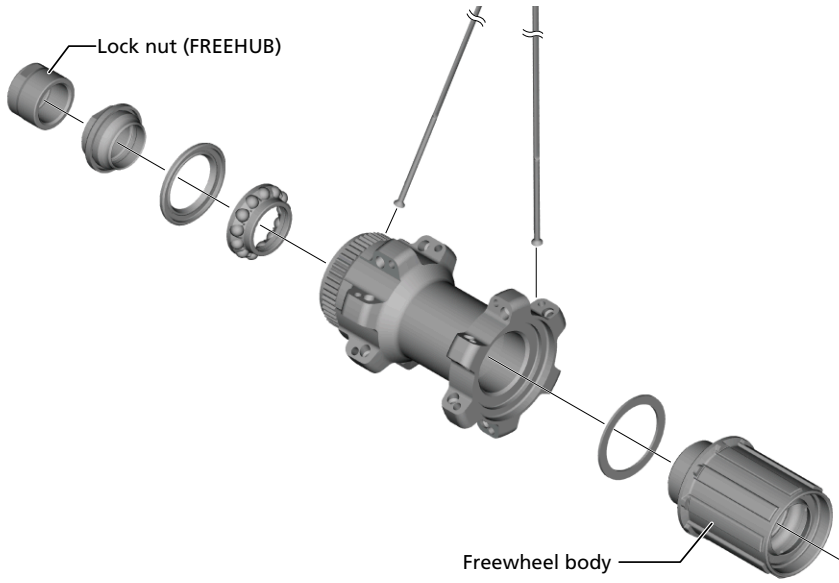
- Example) WH-RX870-TL-F12



GRAVEL

Wheel Set

- Example) WH-RX870-TL-R12



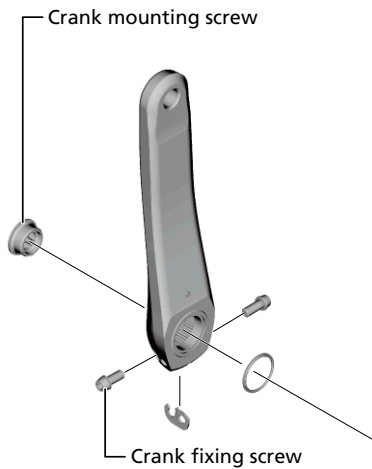
Crankset

FC-RX820, FC-RX810, FC-RX610, FC-RX600

Parts Name	Model	Torque (N·m)	Tools	
Crank mounting screw	All	0.7 - 1.5	TL-FC16 / TL-FC18	TL-FC16 / TL-FC18
Crank fixing screw	All	12 - 14	5	5 mm hexagon wrench
Chainring fixing screw	FC-RX820, FC-RX810	12 - 16	30	Hexalobular [#30]
	FC-RX610, FC-RX600	16 - 17	5	5 mm hexagon wrench











Reference image

- Example) FC-RX820



Threaded Bottom Bracket

BB-RS501, BB-RS500, SM-BBR60

Parts Name	Model	Torque (N·m)	Tools	
Left- and right-hand cups	BB-RS501, BB-RS500	35 - 50		TL-FC32
				TL-FC33
				TL-FC36
	 + 		TL-FC25 + TL-FC32	
	 + 		TL-FC25 + TL-FC33	
	 + 		TL-FC25 + TL-FC36	
			TL-FC37	
	SM-BBR60			

SHIMANO

SHIMANO NORTH AMERICA BICYCLE, INC.

One Holland, Irvine, California 92618, U.S.A. Phone: +1-949-951-5003

SHIMANO EUROPE B.V.

High Tech Campus 92, 5656 AG Eindhoven, The Netherlands Phone: +31-402-612222

SHIMANO INC.

3-77 Oimatsu-cho, Sakai-ku, Sakai City, Osaka 590-8577, Japan

Please note: specifications are subject to change for improvement without notice. (English)

© Dec. 2023 by SHIMANO INC. ITP